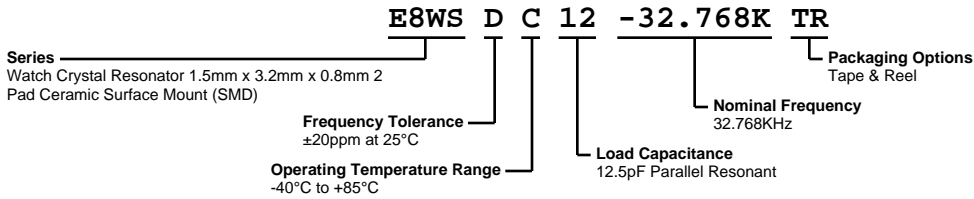


E8WSDC12-32.768K TR



ELECTRICAL SPECIFICATIONS

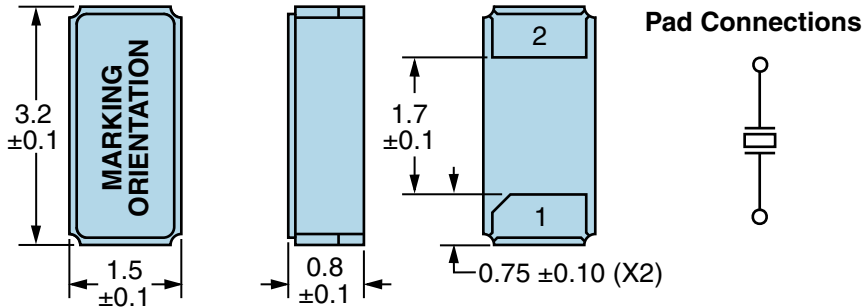
Nominal Frequency	32.768KHz
Frequency Tolerance	±20ppm at 25°C
Frequency Stability Temperature Coefficient	-0.04ppm/(Change in °C) ² Maximum
Turn over Temperature	25°C ±5°C
Aging at 25°C	±3ppm/year Maximum
Operating Temperature Range	-40°C to +85°C
Load Capacitance	12.5pF Parallel Resonant
Shunt Capacitance	1.0pF Typical, 2.0pF Maximum
Motional Capacitance	3.4fF Typical
Equivalent Series Resistance	70,000 Ohms Maximum
Mode of Operation	Fundamental
Drive Level	0.5µWatt Maximum
Crystal Cut	Tuning Fork
Storage Temperature Range	-55°C to +125°C
Insulation Resistance	500 Megaohms Minimum (Measured at 100Vdc)

ENVIRONMENTAL & MECHANICAL SPECIFICATIONS

Fine Leak Test	MIL-STD-883, Method 1014, Condition A
Gross Leak Test	MIL-STD-883, Method 1014, Condition C
Mechanical Shock	MIL-STD-202, Method 213, Condition C
Resistance to Soldering Heat	MIL-STD-202, Method 210, Condition K
Solderability	MIL-STD-883, Method 2003
Vibration	MIL-STD-883, Method 2007, Condition A

E8WSDC12-32.768K TR

MECHANICAL DIMENSIONS (all dimensions in millimeters)

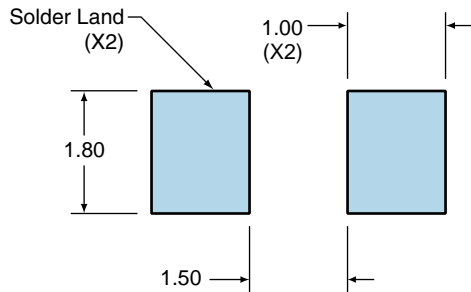


PIN	CONNECTION
1	Crystal
2	Crystal

LINE	MARKING
1	XXXXXXXXXX XXXXXXXXXX=Ecliptek Manufacturing Identifier

Suggested Solder Pad Layout

All Dimensions in Millimeters



All Tolerances are ± 0.1

