

# DRB16-102SBE-L018 ✓ ACTIVE

DEUTSCH | DEUTSCH DRB

TE Internal #: DRB16-102SBE-L018

Housing for Female Terminals, Wire-to-Wire, 102 Position, .264 in / .175 in / .886 in [6.71 mm / 22.5 mm / 4.45 mm] Centerline, Sealable, Black

[View on TE.com >](#)



Connectors > Automotive Connectors > Automotive Housings > DEUTSCH DRB Housings



Connector System: **Wire-to-Wire**

Number of Positions: **102**

Connector & Housing Type: **Housing for Female Terminals**

Centerline (Pitch): **4.45 mm, 6.71 mm, 22.5 mm [ .175 in, .264 in, .886 in ]**

Sealable: **Yes**

[All DEUTSCH DRB Housings \(19\)](#)

## Features

### Product Type Features

Mixed & Hybrid Connector	Yes
Connector Shape	Rectangular
Connector System	Wire-to-Wire
Connector & Housing Type	Housing for Female Terminals
Sealable	Yes
Connector & Contact Terminates To	Wire & Cable
Primary Locking Feature	Integrated in Housing

### Configuration Features

Blank Cavity Position	0
Connector Seal Code	E Seal
Number of Positions	102
Number of Rows	16



### Electrical Characteristics

Operating Voltage	250 VAC
Nominal Voltage Architecture	12 V, 24 V, 48 V

### Body Features

Cable Exit Angle	180°
Primary Product Color	Black
Connector & Keying Code	B

### Contact Features

Contact Size	Size 12, Size 16, Size 4, Size 8
Contact Type	Socket
Mating Pin Diameter	1.59 mm, 2.39 mm, 3.61 mm, 5.72 mm [.063 in][.094 in][.142 in][.225 in]
Contact Current Rating (Max)	13 A, 25 A, 60 A, 100 A

### Mechanical Attachment

Terminal Position Assurance	Yes
Strain Relief	With
Mating Alignment Type	Keyed
Mating Alignment	With
Connector Mounting Type	Cable Mount (Free-Hanging), Panel Mount

### Housing Features

Housing Material	PA GF
Centerline (Pitch)	4.45 mm, 6.71 mm, 22.5 mm [.175 in][.264 in][.886 in]

### Dimensions

Connector Height	75.34 mm [2.966 in]
Product Width	125.75 mm [4.951 in]
Product Length	45.16 mm [1.778 in]
Row-to-Row Spacing	3.81 mm, 4.83 mm, 6.6 mm, 7.62 mm, 8.61 mm, 8.63 mm [.15 in][.19 in][.26 in][.3 in][.339 in][.34 in]
Compatible Insulation Diameter Range	1.35 – 3.05 mm, 2.46 – 4.01 mm, 3.43 – 5.59 mm, 6.63 – 7.42 mm [.053 – .12 in][.097 – .158 in][.135 – .22 in][.261 – .292 in]

### Usage Conditions



Operating Temperature (Max)	125 °C[257 °F]
Operating Temperature Range	-55 – 125 °C[-67 – 257 °F]

### Operation/Application

Circuit Application	Power & Signal
---------------------	----------------

### Industry Standards

Degree of Protection	IP68, IP6K9K
Compatible With Agency/Standards Products	SAE J2030

### Packaging Features

Packaging Quantity	72
Packaging Method	Box

### Other

Serviceable	Yes
Connector Position Assurance Capable	No

## Product Compliance

[For compliance documentation, visit the product page on TE.com>](#)

EU RoHS Directive 2011/65/EU	Compliant
EU ELV Directive 2000/53/EC	Compliant
China RoHS 2 Directive MIIT Order No 32, 2016	No Restricted Materials Above Threshold
EU REACH Regulation (EC) No. 1907/2006	Current ECHA Candidate List: JUNE 2023 (235) Candidate List Declared Against: JUNE 2023 (235) Does not contain REACH SVHC
Halogen Content	Not Low Halogen - contains Br or Cl > 900 ppm.
Solder Process Capability	Not reviewed for solder process capability

#### Product Compliance Disclaimer

This information is provided based on reasonable inquiry of our suppliers and represents our current actual knowledge based on the information they provided. This information is subject to change. The part numbers that TE has identified as EU RoHS compliant have a maximum concentration of 0.1% by weight in homogenous materials for lead, hexavalent chromium, mercury, PBB, PBDE, DBP, BBP, DEHP, DIBP, and 0.01% for cadmium, or qualify for an exemption to these limits as defined in the Annexes of Directive 2011/65/EU (RoHS2). Finished electrical and electronic equipment products will be CE marked as required by Directive 2011/65/EU. Components may not be CE marked. Additionally, the part numbers that TE has identified as EU ELV compliant have a maximum concentration of 0.1% by weight in homogenous materials for lead, hexavalent chromium, and mercury, and 0.01% for cadmium, or qualify for an exemption to these limits as defined in the Annexes of Directive 2000/53/EC (ELV). Regarding the REACH Regulation, the information TE provides

on SVHC in articles for this part number is based on the latest European Chemicals Agency (ECHA) 'Guidance on requirements for substances in articles' posted at this URL: <https://echa.europa.eu/guidance-documents/guidance-on-reach>

## Compatible Parts



TE Part # CAT-D48-SP729  
DEUTSCH Sealing Plugs



TE Part # CAT-J67-DSCC16  
DEUTSCH Size 16 Crimp Contacts



TE Part # CAT-D48-ST273  
DEUTSCH Solid Contacts



TE Part # DT-RT1  
EXT TOOL, FRONT RELEASE



TE Part # 1062-12-0144  
SOC, SF, SIZE 12, 12-14, AU/SN



TE Part # DRB102-BT  
BOOT, 102P, PLG/REC, ST, BLK



TE Part # CAT-D781-W416  
DEUTSCH DRB Wedgelocks



TE Part # 1062-12-0222  
SOC, SF, SIZE 12, 10, NI/NI



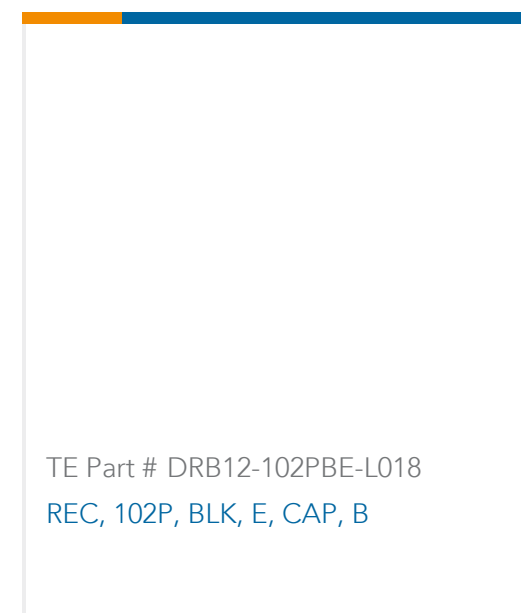
TE Part # 1062-12-0166  
SOC, SF, SIZE 12, 12-14, NI/SN



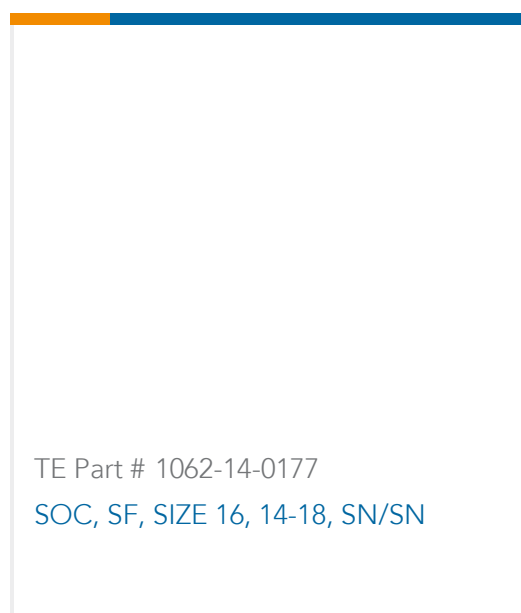
TE Part # 1062-12-0244  
SOC, SF, SIZE 12, 10, AU/SN



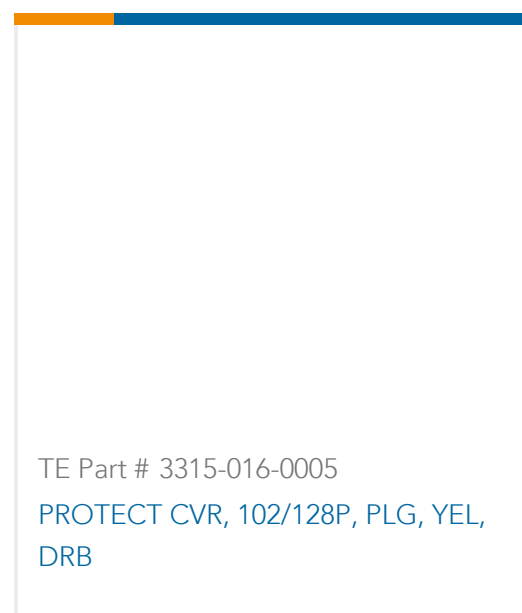
TE Part # DRB102-BT-90DEG  
BOOT, 102P, PLG/REC, RA, BLK



TE Part # DRB12-102PBE-L018  
REC, 102P, BLK, E, CAP, B



TE Part # 1062-14-0177  
SOC, SF, SIZE 16, 14-18, SN/SN




TE Part # 3315-016-0005  
PROTECT CVR, 102/128P, PLG, YEL, DRB


Also in the Series | **DEUTSCH DRB**



Automotive Connector Caps & Covers (1)



Automotive Connector Locks & Position Assurance(20)



Automotive Housings(19)



Connector Strain Relief(1)



Insertion & Extraction Tools(1)




Other Automotive Connector Accessories(6)

## Customers Also Bought



TE Part #5265954002  
Single Wall NTFR: Heat Shrink Tubing, 1.75:1 Shrink Ratio




TE Part #6641710001  
TMS-SCE Military Grade Sleeves




TE Part #WB-51SBR  
WEDGE LOCK, 102P, PLG, BLK, RT, DRB, B



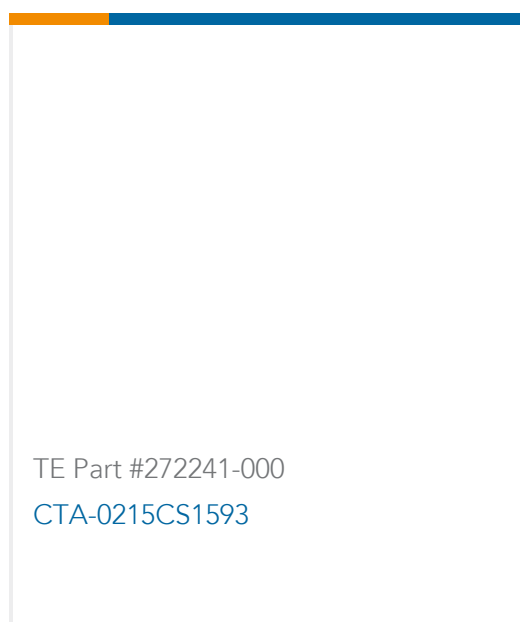
TE Part #179544-000  
D-181-2222-90/9



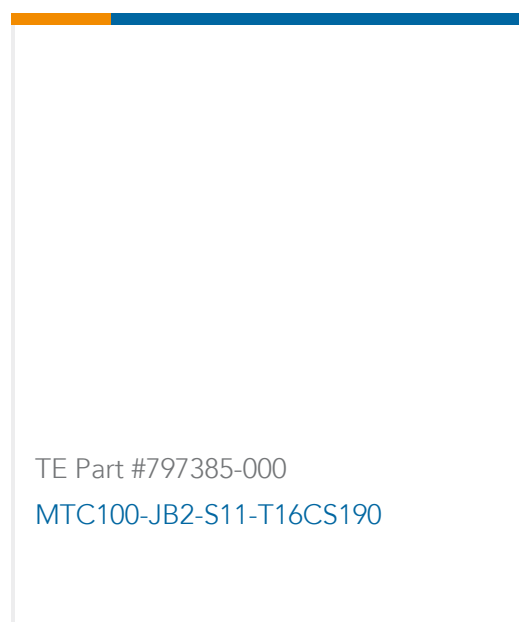
TE Part #DS07-27S-059  
PLUG ASSY



TE Part #66478-40-132P  
PLUG ASSY



TE Part #272241-000  
CTA-0215CS1593



TE Part #797385-000  
MTC100-JB2-S11-T16CS190

## Documents

### Product Drawings

PLG, 102P, BLK, E, CAP, B

English

### CAD Files

Customer View Model

ENG\_CVM\_CVM\_DRB16-102SBE-L018\_99.2d\_dxf.zip

English

3D PDF



3D

Customer View Model

[ENG\\_CVM\\_CVM\\_DRB16-102SBE-L018\\_99.3d\\_igs.zip](#)

English

Customer View Model

[ENG\\_CVM\\_CVM\\_DRB16-102SBE-L018\\_99.3d\\_stp.zip](#)

English

By downloading the CAD file I accept and agree to the [Terms and Conditions](#) of use.

---

**Product Specifications**

[Application Specification](#)

English

---

**Agency Approvals**

[UL Report](#)

English