

DFE18SAN1R0ME0#

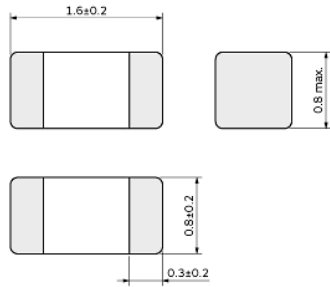
“#” indicates a package specification code.

Size Code 1608 (0603) in mm (in inch), 0.8mm max.Thickness. Small and high performance type.



< List of part numbers with package codes >
DFE18SAN1R0ME0L

Appearance & Shape



(in mm)

Notices

The saturation allowable DC current value is specified when the decrease of the initial inductance value at 30%. When rated current is applied to the products, the temperature rise caused by self-generated heat shall be limited to 40°C max. Keep the temperature (ambient temperature plus self-generation of heat) under 125°C.

Attention

- 1.This datasheet is downloaded from the website of Murata Manufacturing Co., Ltd. Therefore, it's specifications are subject to change or our products in it may be discontinued without advance notice. Please check with our sales representatives or product engineers before ordering.
 - 2.This datasheet has only typical specifications because there is no space for detailed specifications.
- Therefore, please review our product specifications or consult the approval sheet for product specifications before ordering.

DFE18SAN1R0ME0#

“#” indicates a package specification code.

References

Packaging	Specifications	Minimum Order Quantity
L	180Embossed Tape	3000

Mass (typ.)	
1 piece	0.007g

Attention

- 1.This datasheet is downloaded from the website of Murata Manufacturing Co., Ltd. Therefore, it's specifications are subject to change or our products in it may be discontinued without advance notice. Please check with our sales representatives or product engineers before ordering.
 - 2.This datasheet has only typical specifications because there is no space for detailed specifications.
- Therefore, please review our product specifications or consult the approval sheet for product specifications before ordering.

DFE18SAN1R0ME0#

“#” indicates a package specification code.

Specifications

L size	1.6±0.2mm
W size	0.8±0.2mm
T size	0.8mm
Size code inch (mm)	0603 (1608)
Inductance	1μH±20%
Inductance Test Frequency	1MHz
Rated current (Isat) (Based on Inductance change)	2000mA
Rated current (Itemp) (Based on Temperature rise)	1600mA
Max. of DC resistance	0.144Ω
Operating Temperature Range (Self-temperature rise is included)	-40°C to 125°C
Class of magnetic shield	Metal Alloy
Operating Temperature Range(Self-temperature rise is not included)	-40°C to 85°C
Absolute maximum voltage	20Vdc
Series	DFE18SAN_E0

Attention

1.This datasheet is downloaded from the website of Murata Manufacturing Co., Ltd. Therefore, it's specifications are subject to change or our products in it may be discontinued without advance notice. Please check with our sales representatives or product engineers before ordering.

2.This datasheet has only typical specifications because there is no space for detailed specifications.

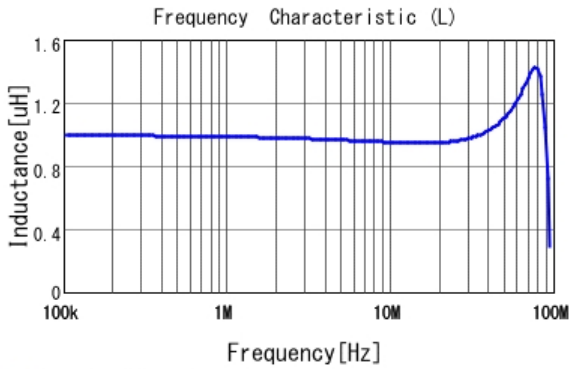
Therefore, please review our product specifications or consult the approval sheet for product specifications before ordering.

DFE18SAN1R0ME0#

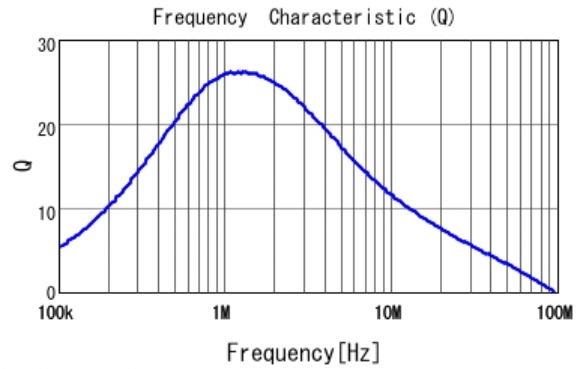
“#” indicates a package specification code.

Characteristic Data

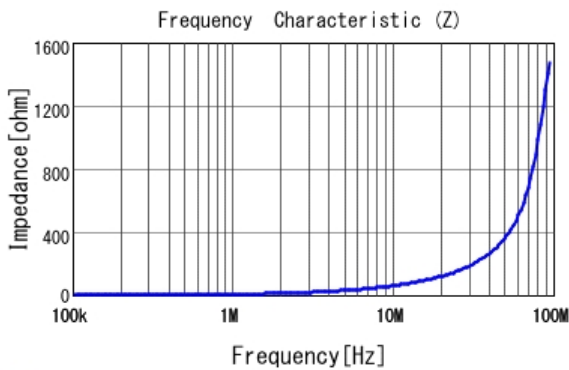
The charts below may show another part number which shares its characteristics.



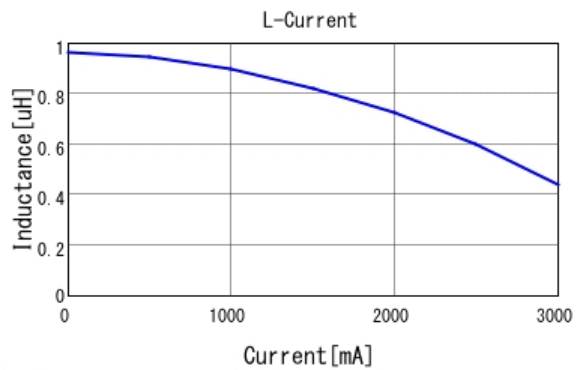
DFE18SAN1R0ME0 L



DFE18SAN1R0ME0 Q



DFE18SAN1R0ME0 |Z|



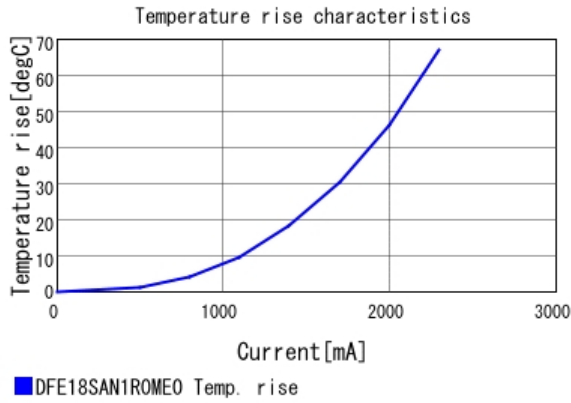
DFE18SAN1R0ME0 L-Current 20degC

Attention

- 1.This datasheet is downloaded from the website of Murata Manufacturing Co., Ltd. Therefore, it's specifications are subject to change or our products in it may be discontinued without advance notice. Please check with our sales representatives or product engineers before ordering.
 - 2.This datasheet has only typical specifications because there is no space for detailed specifications.
- Therefore, please review our product specifications or consult the approval sheet for product specifications before ordering.

DFE18SAN1R0ME0#

“#” indicates a package specification code.



Attention

- 1.This datasheet is downloaded from the website of Murata Manufacturing Co., Ltd. Therefore, it's specifications are subject to change or our products in it may be discontinued without advance notice. Please check with our sales representatives or product engineers before ordering.
 - 2.This datasheet has only typical specifications because there is no space for detailed specifications.
- Therefore, please review our product specifications or consult the approval sheet for product specifications before ordering.