

SHINDENGEN

General Purpose Rectifiers

SIL Bridges

D5SBA60

600V 6A

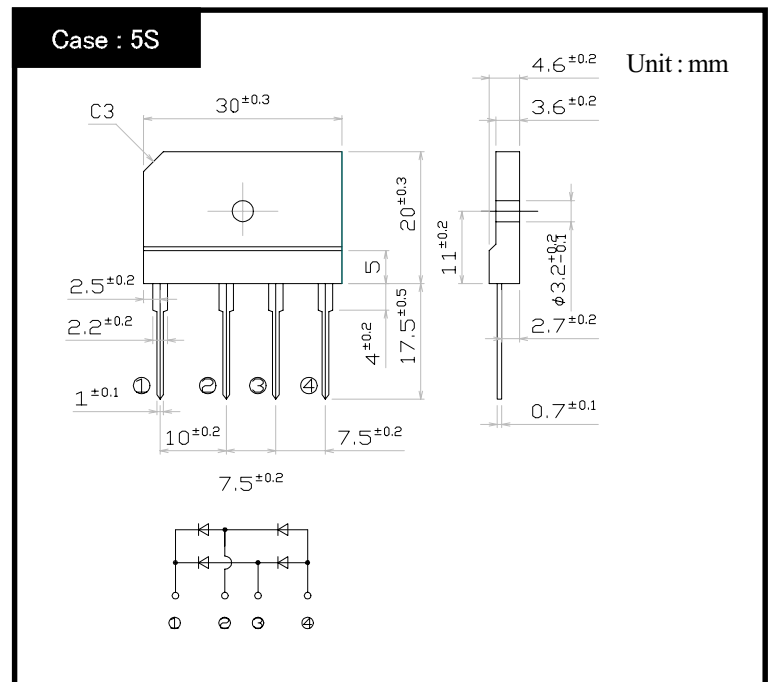
FEATURES

- Thin Single In-Line Package
- High IFSM
- Applicable to Automatic Insertion

APPLICATION

- Switching power supply
- Home Appliances, Office Equipment
- Telecommunication, Factory Automation

OUTLINE DIMENSIONS



RATINGS

●Absolute Maximum Ratings (If not specified Tc=25°C)

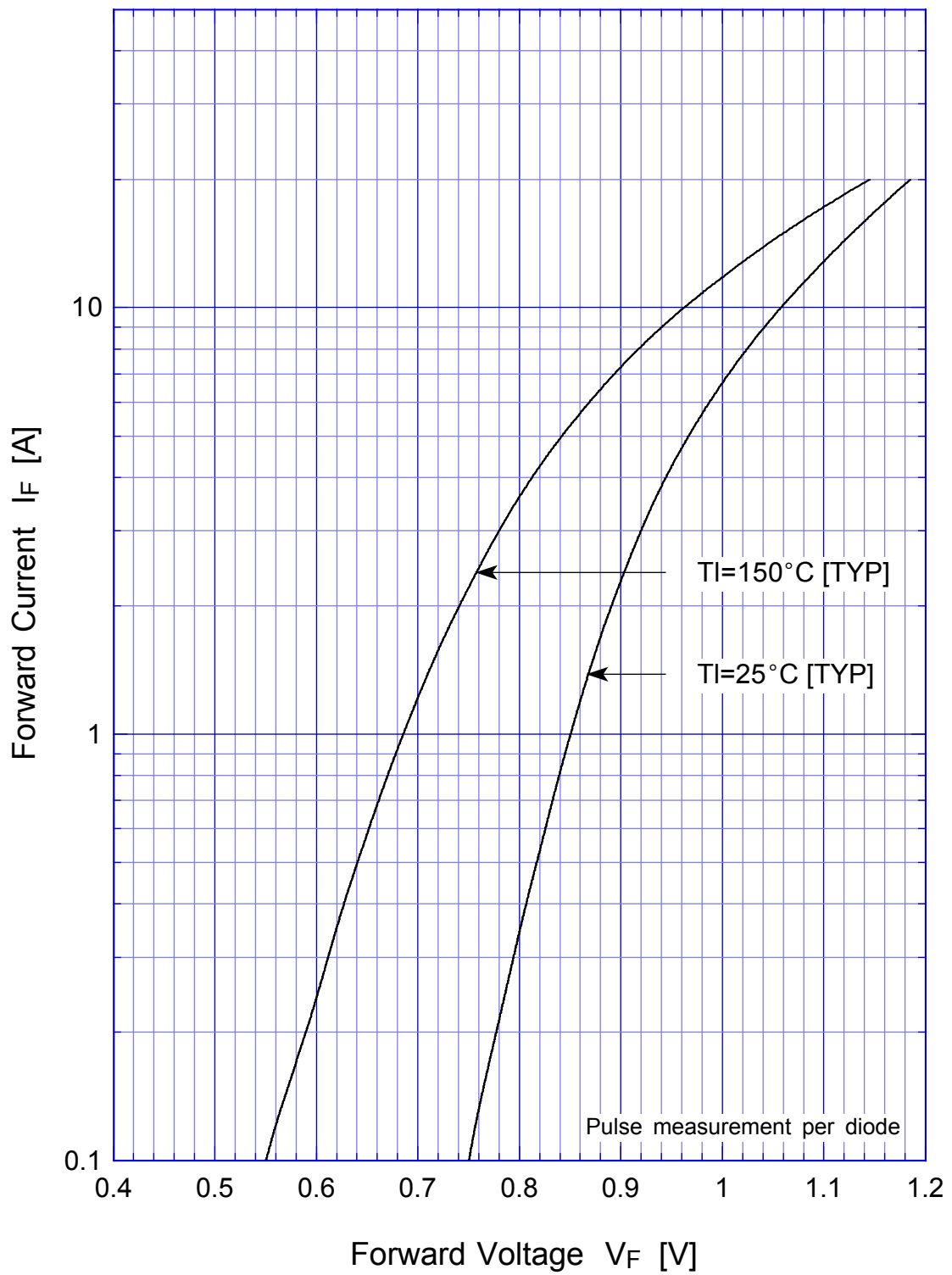
Item	Symbol	Conditions	Ratings	Unit
Storage Temperature	T _{stg}		-40~150	°C
Operating Junction Temperature	T _j		150	°C
Maximum Reverse Voltage	V _{RM}		600	V
Average Rectified Forward Current	I _O	50Hz sine wave, R-load With heatsink T _c =111°C	6	A
		50Hz sine wave, R-load Without heatsink T _a =25°C	2.8	
Peak Surge Forward Current	I _{FSM}	50Hz sine wave, Non-repetitive 1cycle peak value, T _j =25°C	120	A
Current Squared Time	I ² t	1ms ≤ t < 10ms T _j =25°C	60	A ² S
Dielectric Strength	V _{dis}	Terminals to case, AC 1 minute	2	kV
Mounting Torque	TOR	(Recommended torque:0.5N·m)	0.8	N·m

●Electrical Characteristics (If not specified Tc=25°C)

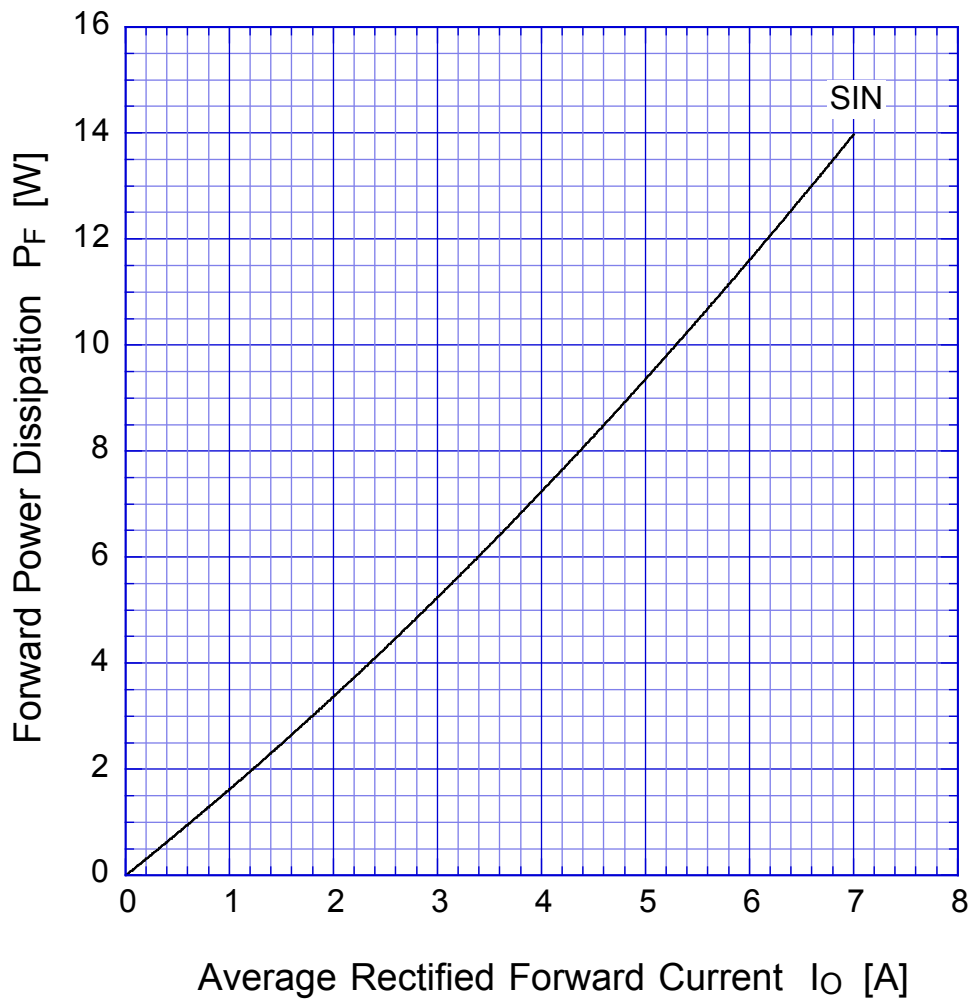
Item	Symbol	Conditions	Ratings	Unit
Forward Voltage	V _F	I _F =3.0A, Pulse measurement, Rating of per diode	Max.1.05	V
Reverse Current	I _R	V _R =V _{RM} , Pulse measurement, Rating of per diode	Max.10	μA
Thermal Resistance	θ _{jc}	junction to case With heatsink	Max.3.4	°C/W
	θ _{jl}	junction to lead Without heatsink	Max.5	
	θ _{ja}	junction to ambient Without heatsink	Max.26	

D5SBAx

Forward Voltage



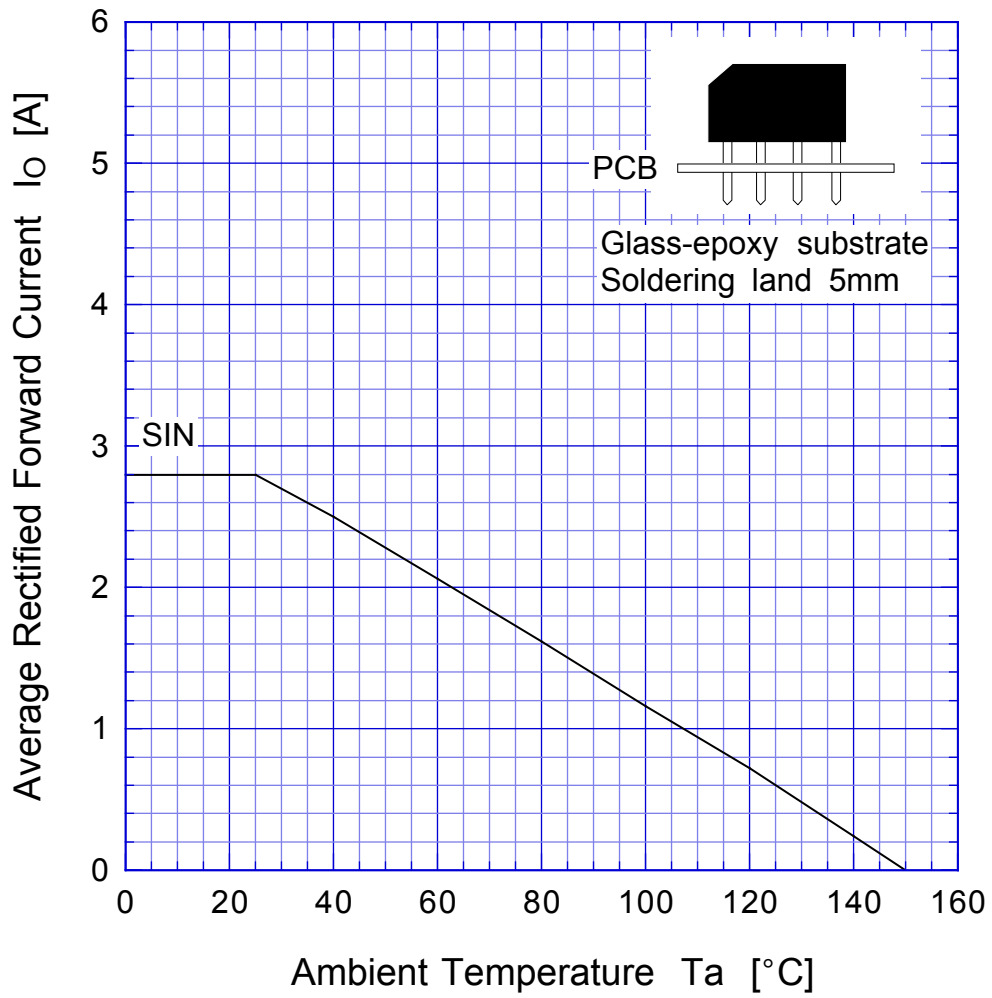
D5SBAx Forward Power Dissipation



$T_j = 150^\circ\text{C}$
Sine wave

D5SBAx

Derating Curve



Sine wave
R-load
Free in air

D5SBAx

Peak Surge Forward Capability

