

How To Order: MS

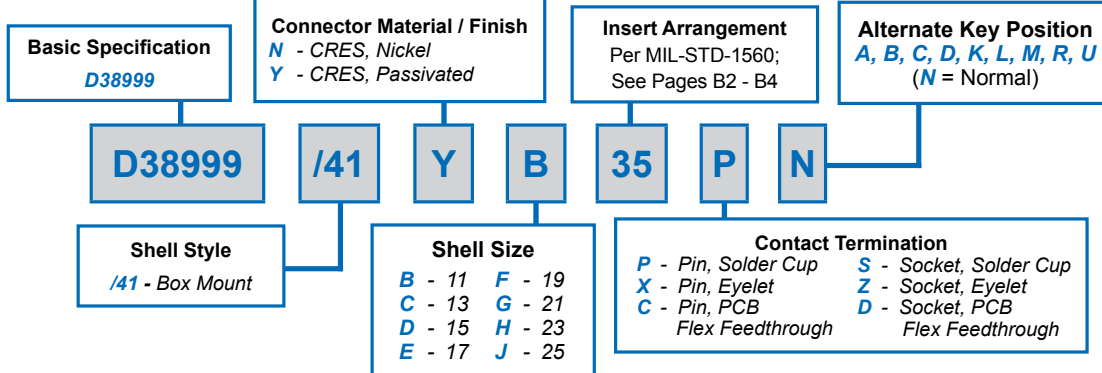
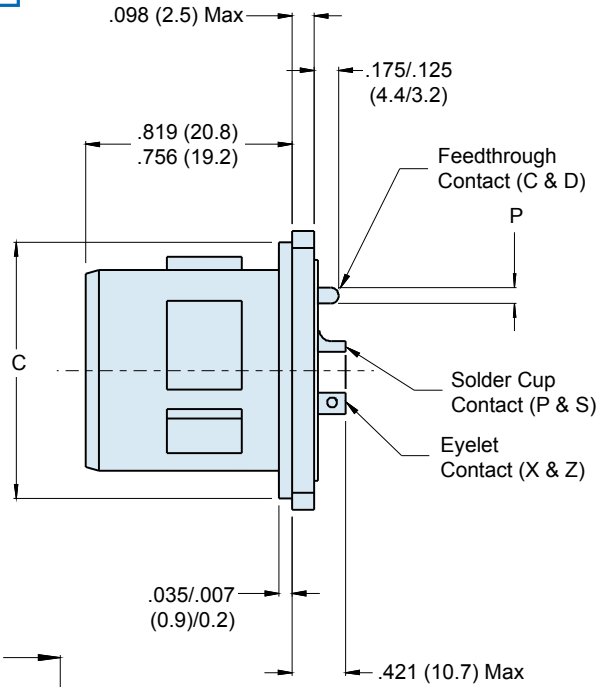


TABLE II: CONTACT SIZE

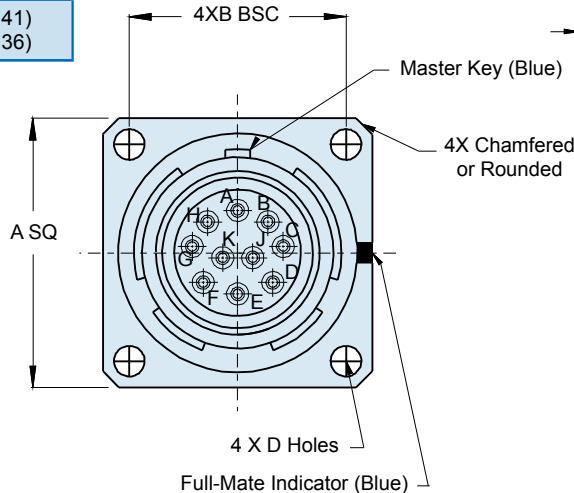
PRINTED CIRCUIT TAIL CONFIGURATIONS
CONTACT STYLE C AND D

Contact Size	ø P
22D	.011 (0.28) .015 (0.38)
20	.024 (0.61) .028 (0.71)
16	.0635 (1.61) .0615 (1.56)
12	.095 (2.41) .093 (2.36)



WIRE ACCOMODATION

Contact Size	Wire Guage
22D	#22 - #28
20	#20 - #24
16	#16 - #20
12	#12 - #14

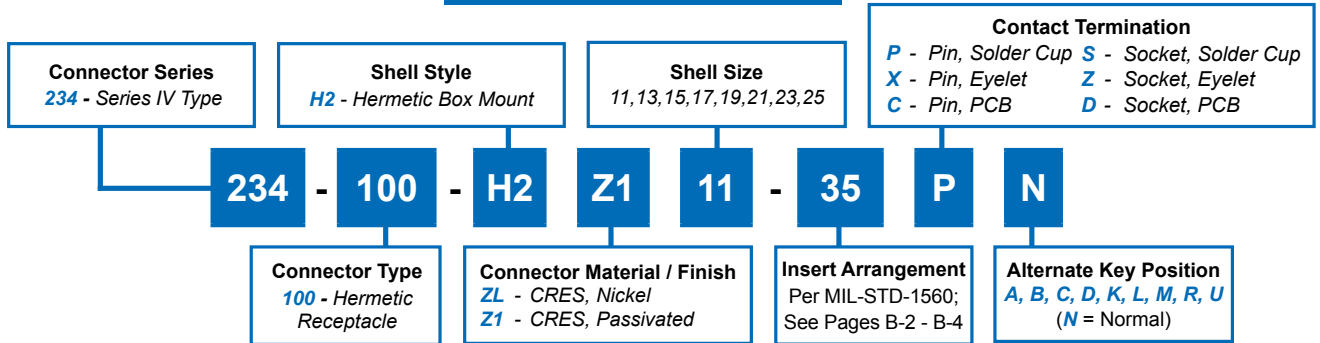


234-100-H2 Box Mount Hermetic Receptacle MIL-DTL-38999 Series IV Type



MIL-DTL
38999 Type

How To Order: Commercial



B

HERMETIC LEAK RATE MOD CODES	
Designator	Required Leak Rate
-585A	1 x 10 ⁻¹⁰ cc's Helium per second
-585B	1 x 10 ⁻⁹ cc's Helium per second
-585C	1 x 10 ⁻⁸ cc's Helium per second

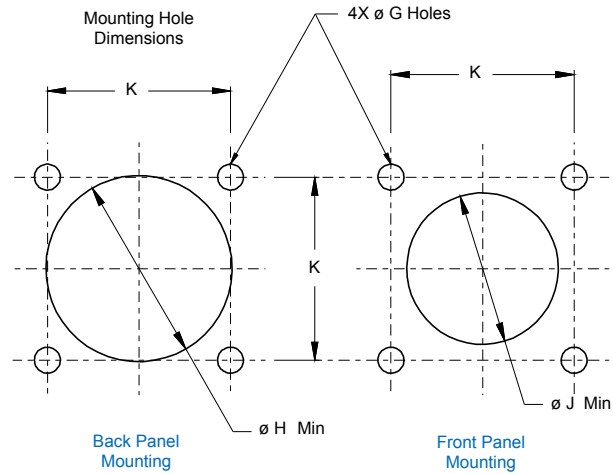


TABLE I: CONNECTOR DIMENSIONS

SHELL SIZE CODE	SHELL SIZE	A SQ	B BSC	C DIA	D DIA	øG HOLES ±.005(0.1)	ø H MIN	ø J MIN	K ±.005(0.1)
B	11	1.051(26.7) 1.008(25.6)	.812(20.6)	.793(20.1) .778(19.8)	.138(3.5) .122(3.1)	.128(3.3)	.781(19.8)	.625(15.9)	.812(20.6)
C	13	1.145(29.1) 1.102(28.0)	.906(23.0)	.919(23.3) .904(23.0)	.138(3.5) .122(3.1)	.128(3.3)	.921(23.4)	.750(19.1)	.906(23.0)
D	15	1.240(31.5) 1.197(30.4)	.969(24.6)	1.044(26.5) 1.029(26.1)	.138(3.5) .122(3.1)	.128(3.3)	1.047(26.6)	.906(23.0)	.968(24.6)
E	17	1.334(33.9) 1.291(32.8)	1.062(27.0)	1.170(29.7) 1.155(29.3)	.138(3.5) .122(3.1)	.128(3.3)	1.218(30.9)	1.016(25.8)	1.062(27.0)
F	19	1.460(37.1) 1.417(36.0)	1.156(29.4)	1.294(32.9) 1.279(32.5)	.138(3.5) .122(3.1)	.128(3.3)	1.296(32.9)	1.142(29.0)	1.156(29.4)
G	21	1.583(40.2) 1.539(39.1)	1.250(31.8)	1.419(36.0) 1.404(35.7)	.138(3.5) .122(3.1)	.128(3.3)	1.421(36.1)	1.266(32.2)	1.250(31.8)
H	23	1.709(43.4) 1.665(42.3)	1.375(34.9)	1.544(39.2) 1.529(38.8)	.157(4.0) .142(3.6)	.154(3.9)	1.546(39.3)	1.375(34.9)	1.375(34.9)
J	25	1.835(46.6) 1.791(45.5)	1.500(38.1)	1.670(42.4) 1.654(42.0)	.157(4.0) .142(3.6)	.154(3.9)	1.672(42.5)	1.484(37.7)	1.500(38.1)