



Connectors > Rectangular Connectors > Standard Rectangular Connectors > Rectangular Connectors, 3 Way Receptacle



Connector Product Type: **Connector Assembly**

Connector & Housing Type: **Receptacle**

Mating Alignment: **With**

Mating Alignment Type: **Keyed**

Mating Retention: **With**

[All Rectangular Connectors, 3 Way Receptacle \(23\)](#)

Features

Product Type Features

Connector Seal & Plug Type	Triple-Seal
Connector Shell Size	03
Connector Product Type	Connector Assembly
Connector & Housing Type	Receptacle
Connector System	Wire-to-Wire
Insertion Force Type	Normal
Sealable	Yes
Connector & Contact Terminates To	Wire & Cable

Configuration Features

Number of Cavities	3
Contacts Preloaded	Yes
Number of Power Positions	3
Number of Columns	3
Number of Signal Positions	3
Number of Positions	3
Number of Rows	1



Electrical Characteristics

Operating Voltage	400 VAC
-------------------	---------

Body Features

Connector Seal Color	Natural
Seal Type	Grommet Seal, Interfacial Seal
Cable Exit Angle	180°
Seal Material	Fluorosilicone
Connector & Keying Code	A

Contact Features

Contact Size	Size 22
Contact Type	Socket
Contact Retention Within Housing	With
Contact Current Rating (Max)	5 A

Termination Features

Termination Method to Wire & Cable	Crimp
------------------------------------	-------

Mechanical Attachment

Strain Relief	Without
Mating Alignment	With
Mating Alignment Type	Keyed
Mating Retention	With
Mating Retention Type	Button Latch

Housing Features

Shell Material	Composite
Housing Material	Composite
Housing Color	Red
Centerline (Pitch)	2.54 mm[.1 in]

Dimensions

Row-to-Row Spacing	2.54 mm[.1 in]
Compatible Insulation Diameter Range	.71 – 1.37 mm[.028 – .054 in]

Usage Conditions

Operating Temperature Range	-55 – 175 °C[-67 – 347 °F]
-----------------------------	----------------------------

Operation/Application



Shielded	No
Circuit Application	Power & Signal

Product Compliance

[For compliance documentation, visit the product page on TE.com>](#)

EU RoHS Directive 2011/65/EU	Compliant
EU ELV Directive 2000/53/EC	Compliant
China RoHS 2 Directive MIIT Order No 32, 2016	No Restricted Materials Above Threshold
EU REACH Regulation (EC) No. 1907/2006	Current ECHA Candidate List: JUNE 2024 (241) Candidate List Declared Against: JUL 2021 (219) Does not contain REACH SVHC
Halogen Content	Low Halogen - Br, Cl, F, I < 900 ppm per homogenous material. Also BFR/CFR/PVC Free
Solder Process Capability	Reflow solder capable to 245°C

Product Compliance Disclaimer

This information is provided based on reasonable inquiry of our suppliers and represents our current actual knowledge based on the information they provided. This information is subject to change. The part numbers that TE has identified as EU RoHS compliant have a maximum concentration of 0.1% by weight in homogenous materials for lead, hexavalent chromium, mercury, PBB, PBDE, DBP, BBP, DEHP, DIBP, and 0.01% for cadmium, or qualify for an exemption to these limits as defined in the Annexes of Directive 2011/65/EU (RoHS2). Finished electrical and electronic equipment products will be CE marked as required by Directive 2011/65/EU. Components may not be CE marked. Additionally, the part numbers that TE has identified as EU ELV compliant have a maximum concentration of 0.1% by weight in homogenous materials for lead, hexavalent chromium, and mercury, and 0.01% for cadmium, or qualify for an exemption to these limits as defined in the Annexes of Directive 2000/53/EC (ELV). Regarding the REACH Regulation, the information TE provides on SVHC in articles for this part number is based on the latest European Chemicals Agency (ECHA) 'Guidance on requirements for substances in articles' posted at this URL: <https://echa.europa.eu/guidance-documents/guidance-on-reach>

Compatible Parts



TE Part # D369-P33-AP0
369 3 WAY PLUG, NO CONTACTS, PIN

Also in the Series | **DEUTSCH 369**



PCB Headers & Receptacles(46)



Standard Rectangular Connectors(403)

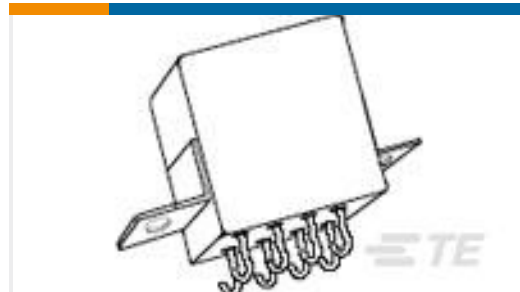
Customers Also Bought



TE Part #1-66360-4
III+ SKT,18-14,30AU/FL,LP



TE Part #413119-000
CTC-0041-22



TE Part #1617749-2
FCA-210-0926M=M83536/9-026M



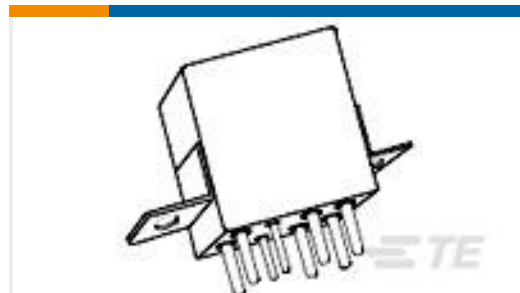
TE Part #D369-R99-NS0
369 9 WAY REC, NO CONTACTS, SKT




TE Part #D369-P99-DP0
369 9 WAY PLUG, NO CONTACTS, PIN



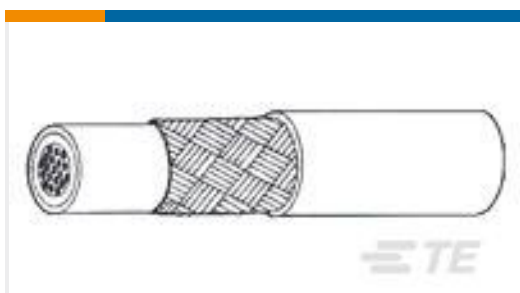
TE Part #YDTS26W11-02SNV001
PLUG ASSY



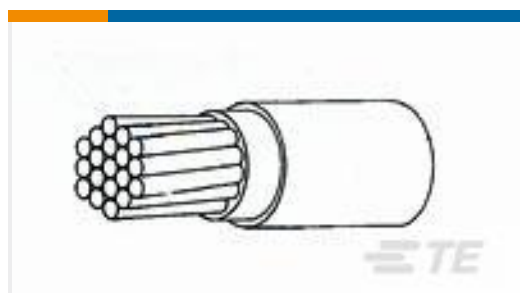
TE Part #2-1617749-2
FCA-210-1024M=M83536/10-024M



TE Part #718759-000
44AM1121-22-9/96-9CS2275



TE Part #146439-000
44AM1111-22-9-9CS2275



TE Part #265047-001
81044/9-4-9

Documents

Product Drawings

369 3 WAY REC, NO CONTACTS, SKT

English

CAD Files

3D PDF

3D

Customer View Model

ENG_CVM_CVM_D369-R33-AS0_A_c-d369-r33-as0-a.2d_dxf.zip



English

Customer View Model

[ENG_CVM_CVM_D369-R33-AS0_A_c-d369-r33-as0-a.3d_igs.zip](#)

English

Customer View Model

[ENG_CVM_CVM_D369-R33-AS0_A_c-d369-r33-as0-a.3d_stp.zip](#)

English

By downloading the CAD file I accept and agree to the [Terms and Conditions](#) of use.