D369-G33-AP4 ✔ ACTIVE

DEUTSCH | DEUTSCH 369

TE Internal #: YD369-G33-AP400000

PCB Mount Receptacle, Right Angle, Wire-to-Board, 3 Position, 2.54 mm [.1 in] Centerline, Gold, Through Hole - Solder, Sealable, Signal, DEUTSCH 369

View on TE.com >

Connectors > PCB Connectors > PCB Headers & Receptacles > PCB Mount Receptacle: 3-Way Inline

Connector System: **Wire-to-Board**

Number of Positions: **3**

Number of Rows: **1**

Centerline (Pitch): **2.54 mm [.1 in]**

PCB Mount Orientation: **Right Angle**

All PCB Mount Receptacle: 3-Way Inline (15)

Features

Product Type Features

Connector System	Wire-to-Board
Sealable	Yes
Connector & Contact Terminates To	Printed Circuit Board
PCB Connector Assembly Type	PCB Mount Receptacle

Configuration Features

Number of Columns	3
Number of Loaded Positions	6
Number of Positions	3
Number of Rows	1
PCB Mount Orientation	Right Angle

Electrical Characteristics

Dielectric Withstanding Voltage (Max)	1500 V

Body Features

Connector & Keying Code	A
Primary Product Color	Red

Contact Features

Contact Layout	Inline
Contact Shape & Form	Round
PCB Contact Termination Area Plating Material	Gold
Contact Base Material	Copper Alloy
Contact Mating Area Plating Material	Gold
Contact Type	Pin
Contact Current Rating (Max)	5 A

Termination Features

Round Termination Post & Tail Diameter	.62 mm[.025 in]
Termination Method to Printed Circuit Board	Through Hole - Solder

Mechanical Attachment

Mating Alignment Type	Keyed
Mating Retention	With
PCB Mount Retention Type	Retention Leg
Connector Mounting Type	Board Mount
Mating Alignment	With
PCB Mount Alignment	With
PCB Mount Retention	With

Housing Features

Housing Material	Thermoplastic
Centerline (Pitch)	2.54 mm[.1 in]

Usage Conditions

Operating Temperature Range	-55 – 175 °C[-67 – 347 °F]

Operation/Application

Circuit Application	Signal

Packaging Features

Packaging Quantity	1
Packaging Method	Package

Product Compliance

For compliance documentation, visit the product page on TE.com>

EU RoHS Directive 2011/65/EU	Compliant with Exemptions

EU ELV Directive 2000/53/EC	Not Yet Reviewed
China RoHS 2 Directive MIIT Order No 32, 2016	Restricted Materials Above Threshold
EU REACH Regulation (EC) No. 1907/2006	Current ECHA Candidate List: JUNE 2024 (241) Candidate List Declared Against: JAN 2024 (240) SVHC > Threshold: Pb (1.2% in Contact) Article Safe Usage Statements: Do not eat, drink or smoke when using this product. Wash thoroughly after handling. Recycle if possible and dispose of the article by following all applicable governmental regulations relevant to your geographic location.
Halogen Content	Not Yet Reviewed for halogen content
Solder Process Capability	Reflow solder capable to 245°C

Product Compliance Disclaimer

This information is provided based on reasonable inquiry of our suppliers and represents our current actual knowledge based on the information they provided. This information is subject to change. The part numbers that TE has identified as EU RoHS compliant have a maximum concentration of 0.1% by weight in homogenous materials for lead, hexavalent chromium, mercury, PBB, PBDE, DBP, BBP, DEHP, DIBP, and 0.01% for cadmium, or qualify for an exemption to these limits as defined in the Annexes of Directive 2011/65/EU (RoHS2). Finished electrical and electronic equipment products will be CE marked as required by Directive 2011/65/EU. Components may not be CE marked. Additionally, the part numbers that TE has identified as EU ELV compliant have a maximum concentration of 0.1% by weight in homogenous materials for lead, hexavalent chromium, and mercury, and 0.01% for cadmium, or qualify for an exemption to these limits as defined in the Annexes of Directive 2000/53/EC (ELV). Regarding the REACH Regulation, the information TE provides on SVHC in articles for this part number is based on the latest European Chemicals Agency (ECHA) 'Guidance on requirements for substances in articles' posted at this URL: https://echa.europa.eu/guidance-documents/guidance-on-reach

Compatible Parts

TE Part # YD369-P33-AS000000
369 3 WAY PLUG, NO CONTACTS, SKT

Also in the Series | DEUTSCH 369



PCB Headers & Receptacles(46)

Standard Rectangular Connectors(403)

Customers Also Bought

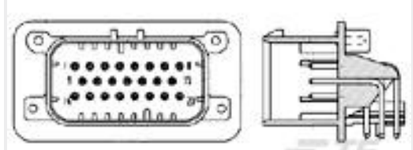

TE Part #1-776267-1
14POS,PIN DIA 1.3,HDR ASSY,90DEG, COD 1

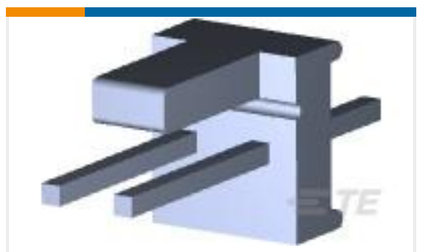

TE Part #640454-2
02P MTA100 HDR ASSY SQ STR POL

TE Part #1-2176230-2
3522 6R8 5% 3W

TE Part #3-1879378-1
TLR 2512 1.0W R0025 1% 150PPM 2K RL



TE Part #2-5767004-2
MICTOR RECEPT ASSY, 38 POS.

TE Part #641737-1
04P CMNL HDR ASSY R/A PC NATL



TE Part #2118731-2
STD SHIELD COVER, CRS-51.30X38.60X2.00MM

TE Part #3-1939755-6
.5FHR04H,220,S,GIG,30/Sn,HT,NS

TE Part #YD369-G66-AP400000
369 6 WAY INLINE 90 PCB REC, GOLD, PIN

Documents

Product Drawings

369 3 WAY INLINE 90 PCB REC, GOLD, PIN

English

CAD Files

3D PDF

3D

Customer View Model

ENG_CVM_CVM_YD369-G33-AP400000_AA.2d_dxf.zip

English

Customer View Model

ENG_CVM_CVM_YD369-G33-AP400000_AA.3d_igs.zip

English

Customer View Model

ENG_CVM_CVM_YD369-G33-AP400000_AA.3d_stp.zip

English

By downloading the CAD file I accept and agree to the Terms and Conditions of use.