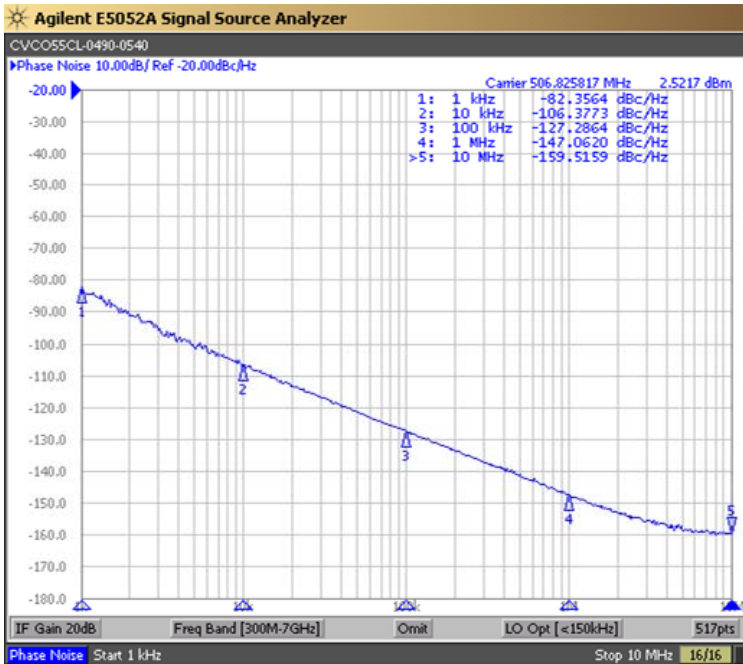
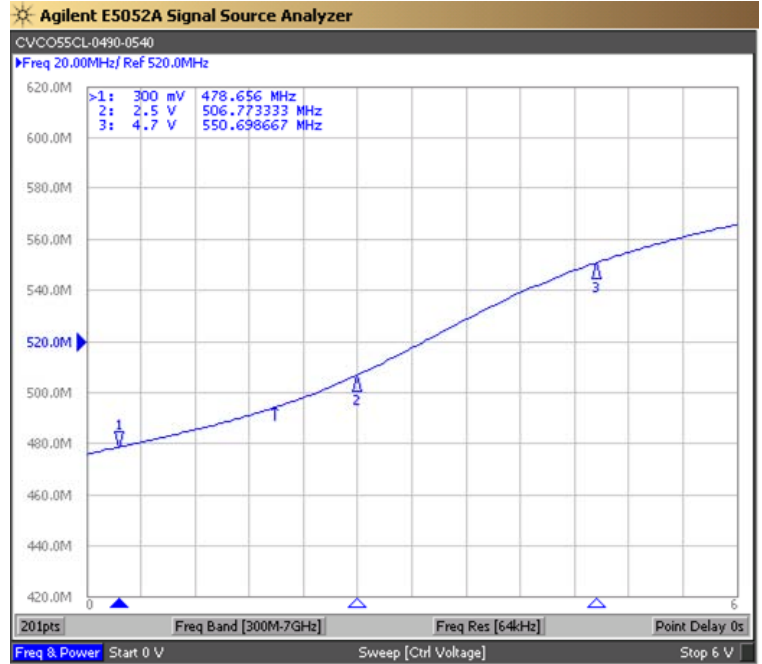


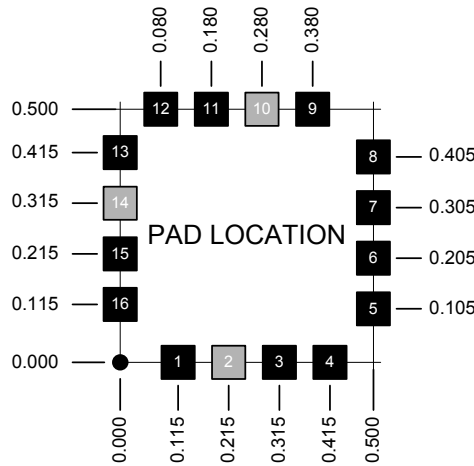
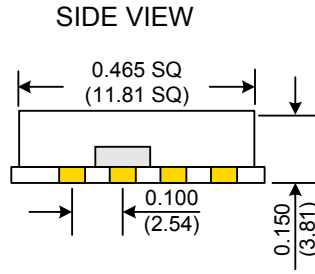
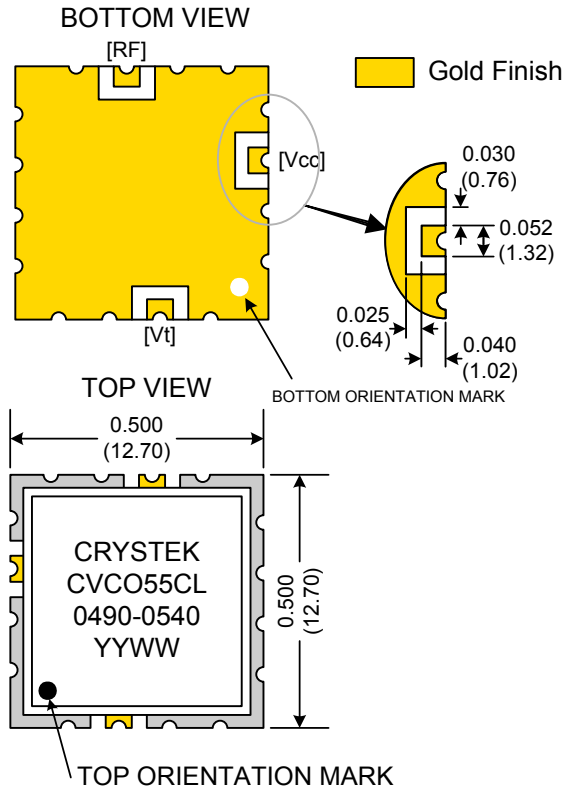
| PERFORMANCE SPECIFICATION                        | MIN  | TYP  | MAX  | UNITS              |
|--|------|------|------|--------------------|
| Lower Frequency:                                 |      |      | 490  | MHz                |
| Upper Frequency:                                 | 540  |      |      | MHz                |
| Tuning Voltage:                                  | 0.3  |      | 4.7  | VDC                |
| Supply Voltage:                                  | 4.75 | 5.0  | 5.25 | VDC                |
| Output Power:                                    | 0    | +3.0 | +6.0 | dBm                |
| Supply Current:                                  |      | 15   | 25   | mA                 |
| Harmonic Suppression (2 <sup>nd</sup> Harmonic): |      | -12  | -8   | dBc                |
| Pushing:   |      | 0.5  | 2.0  | MHz/V              |
| Pulling, all Phases:                             |      | 1.0  | 2.0  | MHz pk-pk          |
| Tuning Sensitivity:                              |      | 31   |      | MHz/V              |
| Phase Noise @ 10kHz offset:                      |      | -108 | -103 | dBc/Hz             |
| Phase Noise @ 100kHz offset:                     |      | -131 | -127 | dBc/Hz             |
| Load Impedance:                                  |      | 50   |      | $\Omega$           |
| Input Capacitance:                               |      |      | 100  | pF                 |
| Operating Temperature Range:                     | -40  |      | +85  | $^{\circ}\text{C}$ |
| Storage Temperature Range:                       | -45  |      | +90  | $^{\circ}\text{C}$ |

Phase Noise (1 Hz BW, Typical)



Tuning Curve (Typical)

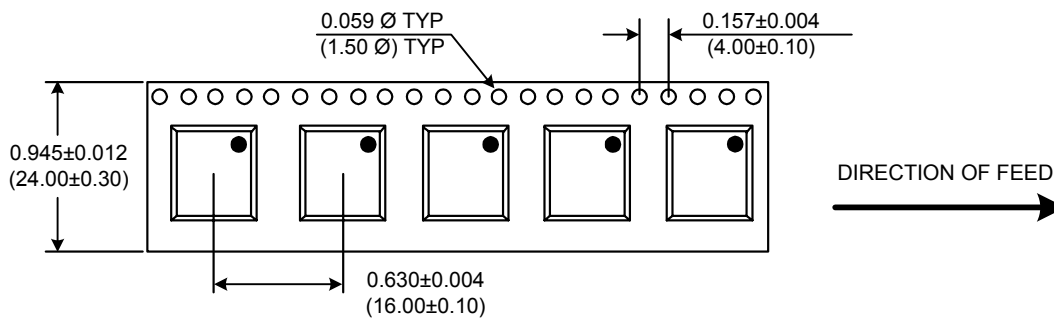




| Pad    | Connection |
|--------|------------|
| 2      | Vt         |
| 10     | RF-OUTPUT  |
| 14     | Vcc        |
| Others | GROUND     |

- Unless otherwise specified, Dimensions are in:  $\frac{IN}{(mm)}$
- Pad Location Dimensions are in: Inches

**TAPE AND REEL**



Drawing not to scale

| Product Control:     |                    |               |             |
|----------------------|--------------------|---------------|-------------|
| Crystek Part Number: | CVCO55CL-0490-0540 | Release Date: | 12-March-08 |
| Revision Level:      | D                  | Responsible:  | C. Vales    |

Specification is subject to change without notice