

# Current Sense Transformer CU8965-AL



- Developed for Analog Devices ADP1051 Eighth Brick Power Module
- Sensed current up to 20 A; Frequency range: 16 kHz – 1 MHz
- Very low primary DC resistance
- 1500 Vdc, one second isolation between windings.

**Core material** Ferrite

**Terminations** RoHS compliant tin-silver over tin over nickel over phos bronze

**Weight** 0.16 g

**Ambient temperature** –40°C to +125°C

**Maximum part temperature** +165°C (ambient + temp rise)

**Storage temperature** Component: –40°C to +125°C.

Tape and reel packaging: –40°C to +80°C

**Resistance to soldering heat** Max three 40 second reflows at +260°C, parts cooled to room temperature between cycles

**Moisture Sensitivity Level (MSL)** 1 (unlimited floor life at <30°C / 85% relative humidity)

**Failures in Time (FIT) / Mean Time Between Failures (MTBF)**

38 per billion hours / 26,315,789 hours, calculated per Telcordia SR-332

**Packaging** 600/7" reel; 2500/13" reel Plastic tape: 16 mm wide, 0.35 mm thick, 8 mm pocket spacing, 3.0 mm pocket depth

**PCB washing** Tested to MIL-STD-202 Method 215 plus an additional aqueous wash. See [Doc787\\_PCB\\_Washing.pdf](#).

Part number <sup>1</sup>	Turns (N) pri:sec	Inductance <sup>2</sup> min (mH)	DCR max (Ohms)		Frequency range (kHz)	Volt-time product <sup>3</sup> (Vµsec)	Sensed current I <sub>in</sub> <sup>4</sup> max (A)	Terminating resistance R <sub>T</sub> <sup>5</sup> (Ohms)
			pri	sec				
CU8965-AL_	1:100	1.33	0.0015	10.68	16 – 1000	32	20	5.0

1. When ordering, please specify **packaging** code:

**CU8965-ALC**

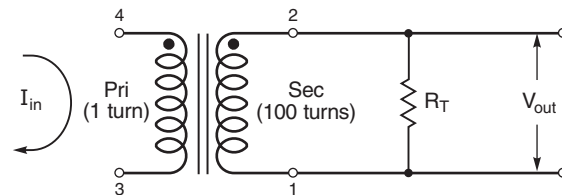
**Packaging:** **C** = 7" machine-ready reel. EIA-481 embossed plastic tape (600 parts per full reel).

**B** = Less than full reel. In tape, but not machine ready. To have a leader and trailer added (\$25 charge), use code letter C instead.

**D** = 13" machine-ready reel. EIA-481 embossed plastic tape. Factory order only, not stocked (2500 parts per full reel).

- Inductance measured between secondary pins at 100 kHz, 0.1 Vrms, 0 Adc.
  - Maximum volt-time product is for the secondary, based on 2000 Gauss.
  - Primary current of 20 A causes less than 25°C temperature rise from 25°C ambient. Higher current causes a greater temperature rise (see Temperature Rise vs Current curve).
  - Terminating resistance (R<sub>T</sub>) value is based on 1 Volt output with 20 Amps flowing through the primary. Varying terminating resistance increases or decreases output Voltage/Ampere according to the following equation:  
 $R_T = V_{out} \times N_{sec} / I_{in}$ .
  - Electrical specifications at 25°C.
- Refer to Doc 362 "Soldering Surface Mount Components" before soldering.

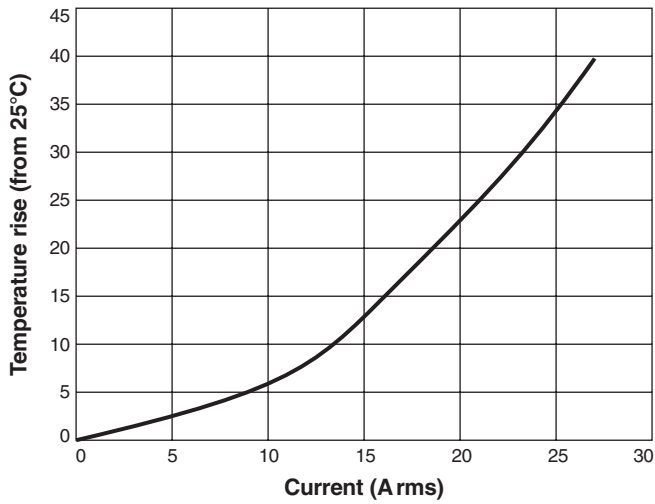
## Typical Circuit



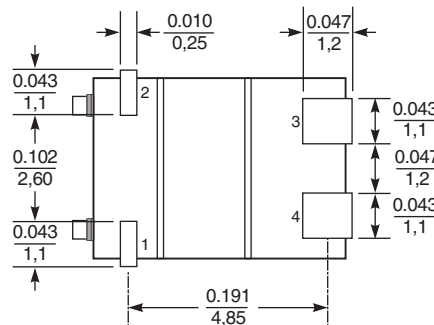
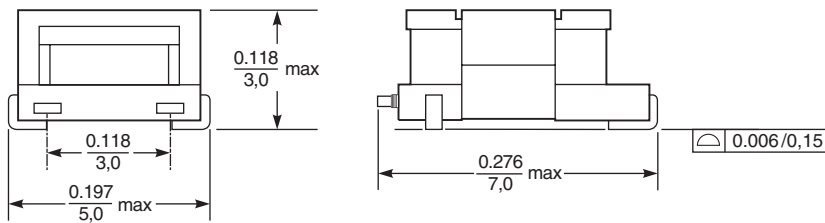


# CU8965-AL Current Sense Transformer

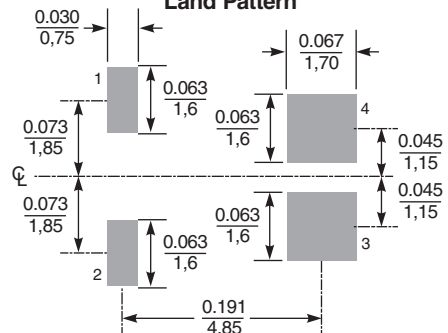
## Temperature Rise vs Current



## Dimensions



## Recommended Land Pattern



Dimensions are in  $\frac{\text{inches}}{\text{mm}}$



**US** +1-847-639-6400 sales@coilcraft.com  
**UK** +44-1236-730595 sales@coilcraft-europe.com  
**Taiwan** +886-2-2264 3646 sales@coilcraft.com.tw  
**China** +86-21-6218 8074 sales@coilcraft.com.cn  
**Singapore** + 65-6484 8412 sales@coilcraft.com.sg

Document 1165-2 Revised 08/29/16

© Coilcraft Inc. 2016

This product may not be used in medical or high risk applications without prior Coilcraft approval. Specification subject to change without notice. Please check web site for latest information.