



**MODEL:** CSS-0578-SMT-TR | **DESCRIPTION:** MAGNETIC BUZZER TRANSDUCER

**FEATURES**

- small form factor
- top sound port
- externally driven


**SPECIFICATIONS**

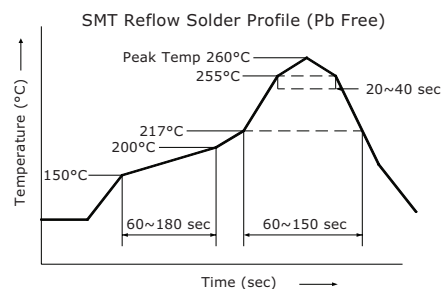
parameter	conditions/description	min	typ	max	units
rated voltage			3		Vo-p
operating voltage		2		4	Vo-p
current consumption	at rated voltage, 4,000 Hz square wave, 1/2 duty			95	mA
rated frequency			4,000		Hz
sound pressure level	at 10 cm (A-weight), rated voltage, 4,000 Hz square wave, 1/2 duty	78			dB(A)
coil resistance		9	12	15	$\Omega$
dimensions	5.0 x 5.0 x 3.0				mm
weight			0.3		g
material	L.C.P. (black)				
terminal	SMT type (Sn plating)				
operating temperature		-30		70	$^{\circ}\text{C}$
storage temperature		-40		80	$^{\circ}\text{C}$
RoHS	yes				

Notes: 1. All specifications measured at 5~35 $^{\circ}\text{C}$ , humidity at 45~85%, under 86~106 kPa pressure, unless otherwise noted.

**SOLDERABILITY**

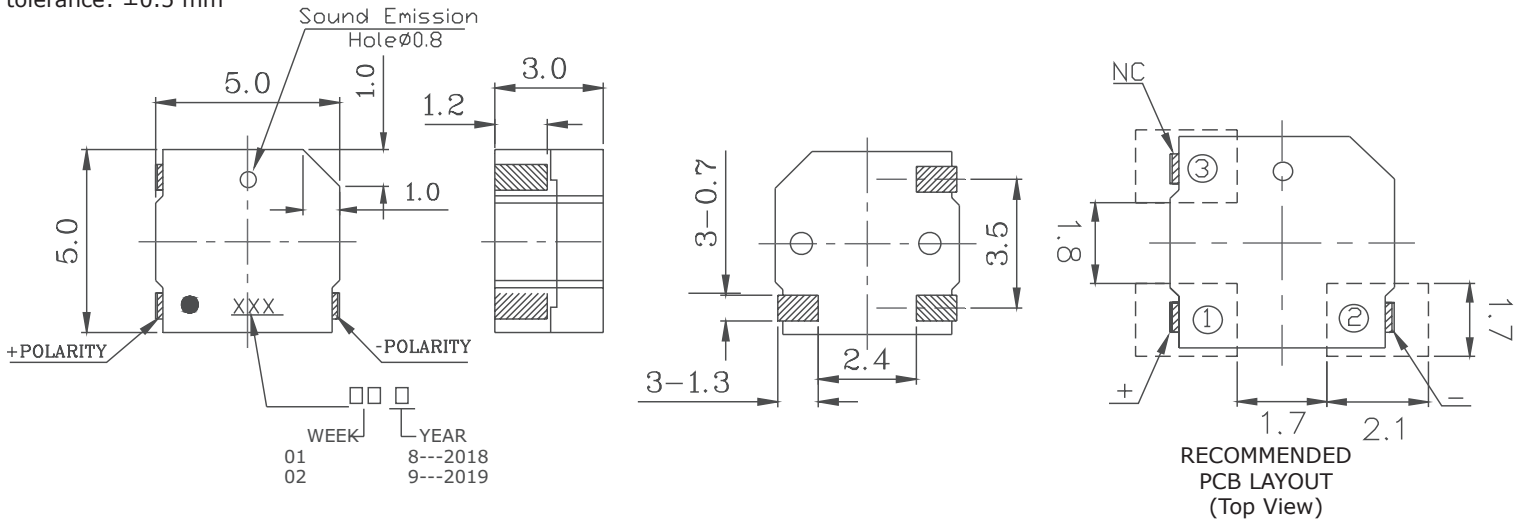
parameter	conditions/description	min	typ	max	units
reel storage	at relative humidity <40%			25	$^{\circ}\text{C}$
reflow soldering <sup>2</sup>	see recommended reflow soldering profile			260	$^{\circ}\text{C}$
drying conditions <sup>3</sup>	bake at 40 $^{\circ}\text{C}$ for 24 hours				

Note: 2. It is recommended to reflow solder within 48 hours from opening vacuum packaging at a temperature <30 $^{\circ}\text{C}$  & relative humidity <60%.  
3. When out of packaging for more than 48 hours.

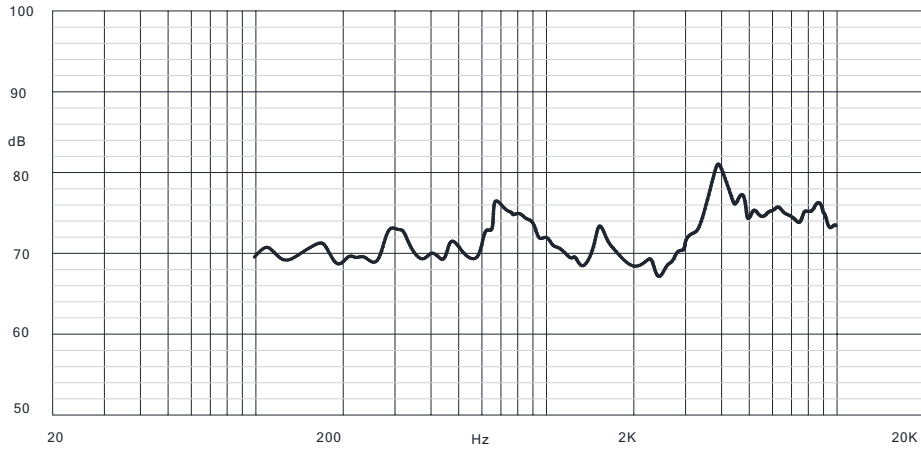


## MECHANICAL DRAWING

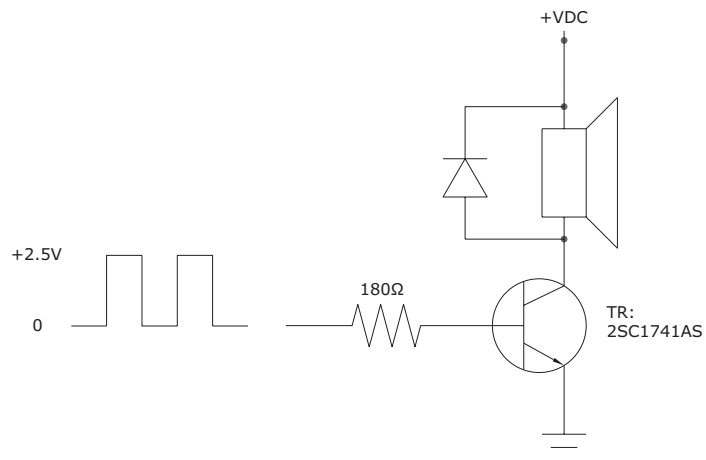
units: mm  
tolerance:  $\pm 0.5$  mm



## FREQUENCY RESPONSE CURVE



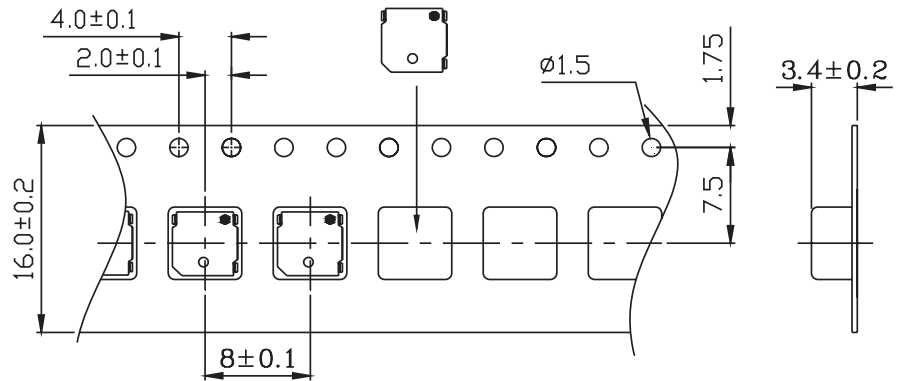
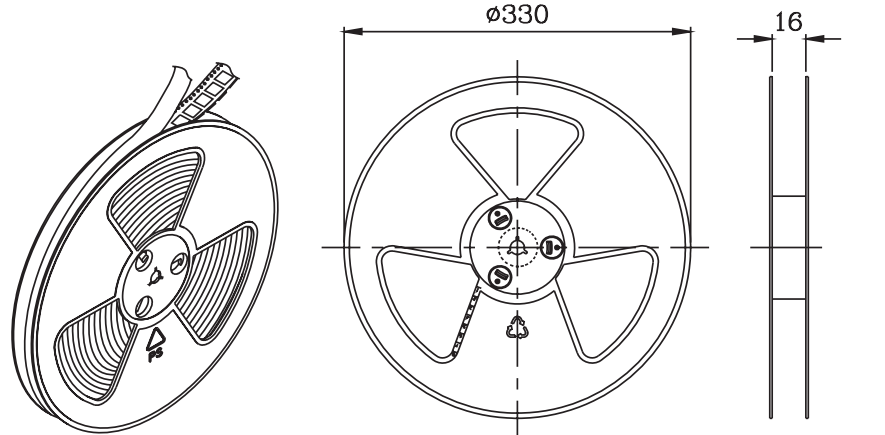
## MEASUREMENT METHOD



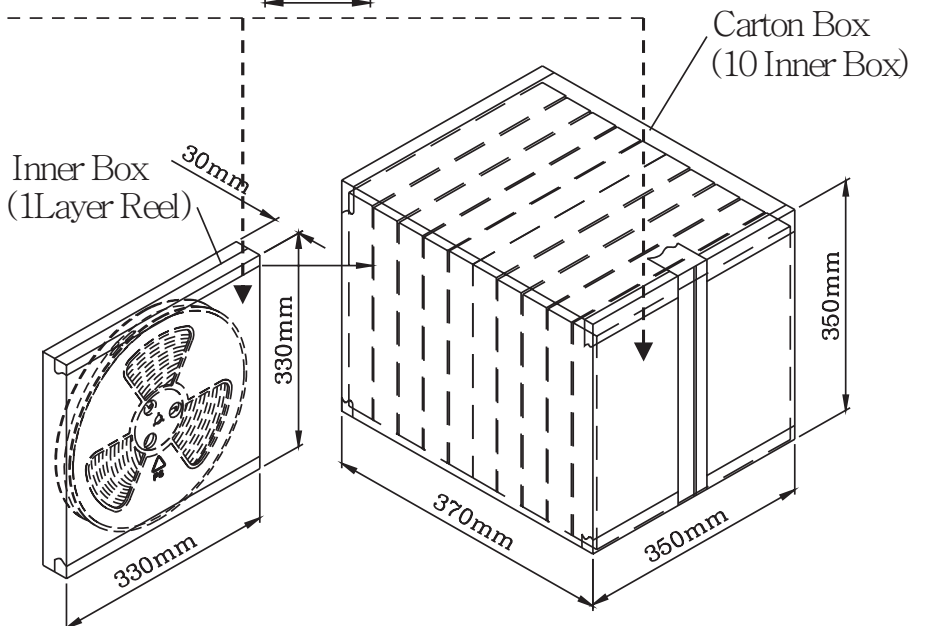
## PACKAGING

units: mm

Reel Size: Ø330 mm  
 Inner Box Size: 330 x 330 x 30 mm  
 Carton Size: 370 x 350 x 350 mm  
 Reel QTY: 2,500 pcs per reel  
 Carton QTY: 25,000 pcs per carton



Lot No.	XXXXXXXXXX
Model No.	XXXXXXXXXX
Quantity.	XXXX Pcs
Date:	DD MM YY
	MADE IN CHINA
	CUI Inc



\* The label sticked on inner boxes and the outer of carton.

## REVISION HISTORY

---

rev.	description	date
1.0	initial release	07/16/2010
1.01	updated part number, added TR package option, applied new spec template	05/02/2013
1.02	modified housing, frequency response changed, added storage and drying conditions, added tape and reel packaging details	10/16/2018

The revision history provided is for informational purposes only and is believed to be accurate.

**CUI INC**<sup>®</sup>

**Headquarters**  
20050 SW 112th Ave.  
Tualatin, OR 97062  
**800.275.4899**

Fax 503.612.2383  
**cui.com**  
techsupport@cui.com

CUI offers a one (1) year limited warranty. Complete warranty information is listed on our website.

CUI reserves the right to make changes to the product at any time without notice. Information provided by CUI is believed to be accurate and reliable. However, no responsibility is assumed by CUI for its use, nor for any infringements of patents or other rights of third parties which may result from its use.

CUI products are not authorized or warranted for use as critical components in equipment that requires an extremely high level of reliability. A critical component is any component of a life support device or system whose failure to perform can be reasonably expected to cause the failure of the life support device or system, or to affect its safety or effectiveness.