

STRADA-IP-2X6-T2-L

IESNA Type II Medium beam for long pole distances and up to 8x mounting height. Suitable for European P-class and pathway lighting.

TECHNICAL SPECIFICATIONS:

Dimensions	173.0 x 71.4 mm
Height	13 mm
Fastening	screw
Colour	clear
Box size	476 x 273 x 247 mm
Box weight	8.8 kg
Quantity in Box	120 pcs
ROHS compliant	yes ⓘ



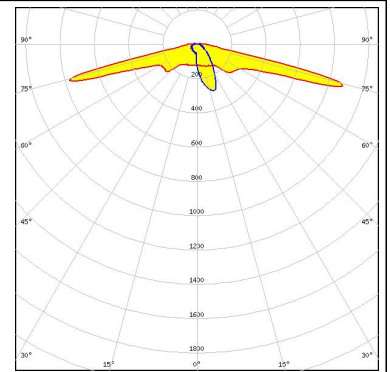
MATERIAL SPECIFICATIONS:

Component	Type	Material	Colour
STRADA-IP-2X6-T2-L		PMMA	clear
2X6-SEAL25	Seal	Silicone	white

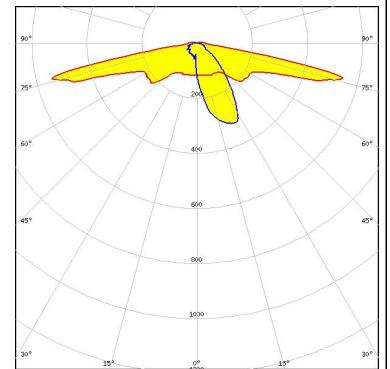
PHOTOMETRIC DATA (MEASURED):



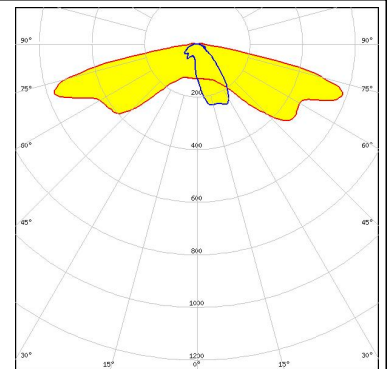
LED XT-E
FWHM Asymmetric
Efficiency 91 %
Peak intensity 1.800 cd/lm
Required components:



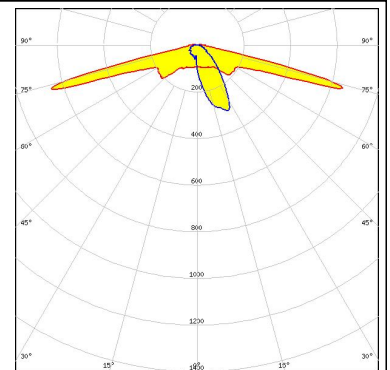
LED NVSW219D
FWHM Asymmetric
Efficiency 93 %
Peak intensity 1.500 cd/lm
Required components:



LED Duris S8
FWHM Asymmetric
Efficiency 92 %
Peak intensity 0.820 cd/lm
Required components:



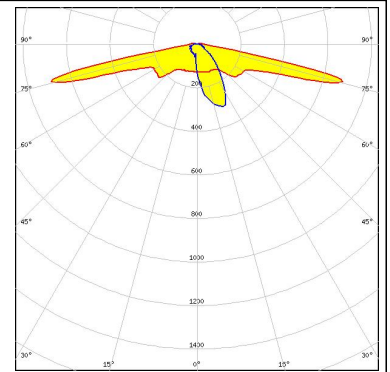
LED Oslon Square Gen3
FWHM Asymmetric
Efficiency 93 %
Peak intensity 1.920 cd/lm
Required components:



PHOTOMETRIC DATA (MEASURED):

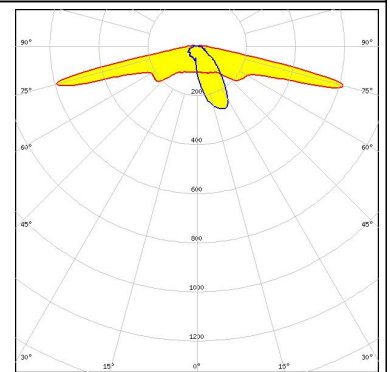
PHILIPS

LED Fortimo FastFlex LED board 2x6 DP G4
FWHM Asymmetric
Efficiency 92 %
Peak intensity 1.600 cd/lm
Required components:



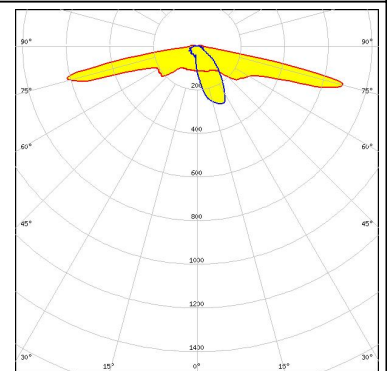
PHILIPS

LED Fortimo FastFlex LED board 2x6 DPX G4
FWHM Asymmetric
Efficiency 92 %
Peak intensity 1.400 cd/lm
Required components:



SAMSUNG

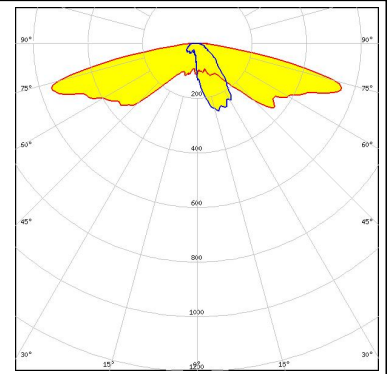
LED LH351C
FWHM Asymmetric
Efficiency 93 %
Peak intensity 1.400 cd/lm
Required components:



PHOTOMETRIC DATA (SIMULATED):



LED LUXEON 5050
FWHM Asymmetric
Efficiency 89 %
Peak intensity 0.770 cd/lm
Required components:



GENERAL INFORMATION:

NOTE: The typical beam angle will be changed by different color, chip size and chip position tolerance. The typical total beam angle is the full angle measured where the luminous intensity is half of the peak value.

MATERIALS:

As part of our continuous research and improvement processes, and to ensure the best possible quality and availability of our products, LEDiL reserves the right to change material grades without notice.

PRODUCT DATA USER AGREEMENT AND DISCLAIMER:

The measured data in the provided downloadable LEDiL Product Datasheets and Mechanical 2D-Drawings is rounded and provided as reference for planning. LEDiL Oy's optical specifications have been verified by conducting performance testing of the products in accordance with the company's quality system. The reported data are averaged results of multiple measurements with typical variation. LEDiL Oy reserves the right to without prior notification make changes and improvements to its products.

LEDiL Oy assumes neither warranty, nor guarantee nor any other liability of any kind for the contents and correctness of the provided data. The provided data has been generated with highest diligence but the provided data may in reality not represent the complete possible variation range of all intrinsic parameters. Therefore, in certain cases a deviation from the provided data could occur.

LEDiL Oy reserves the right to undertake technical changes of its products without further notification which could lead to changes in the provided data. LEDiL Oy assumes no liability of any kind for the possible deviation from any provided data or any other damage resulting from the usage of the provided data.

The user agrees to this disclaimer and user agreement with the download or usage of the provided files.

LEDiL Oy

Joensuunkatu 13
FI-24240 SALO
Finland

LEDiL Inc.

228 West Page Street
Suite D
Sycamore IL 60178
USA

Local sales and technical support

[www.ledil.com/
where_to_buy](http://www.ledil.com/where_to_buy)

Shipping locations

Salo, Finland
Hong Kong, China

Distribution Partners

[www.ledil.com/
where_to_buy](http://www.ledil.com/where_to_buy)