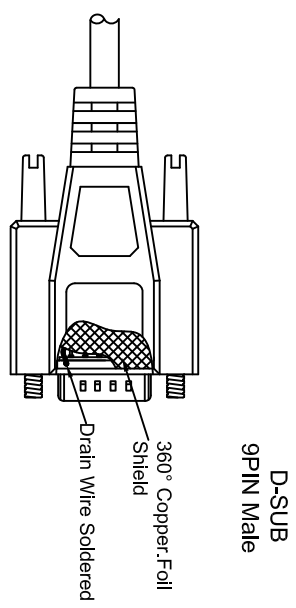
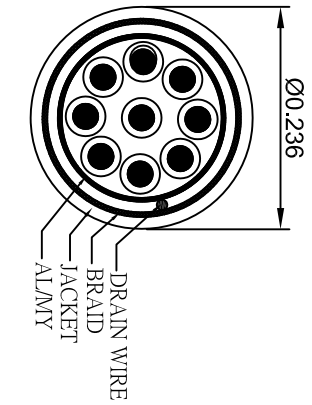
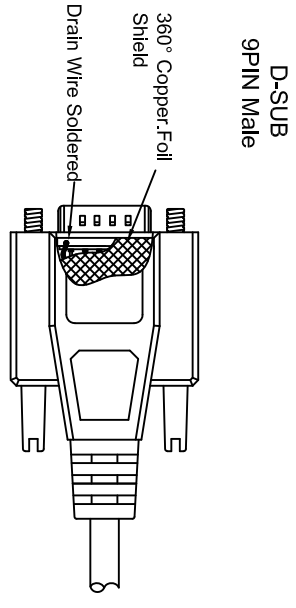
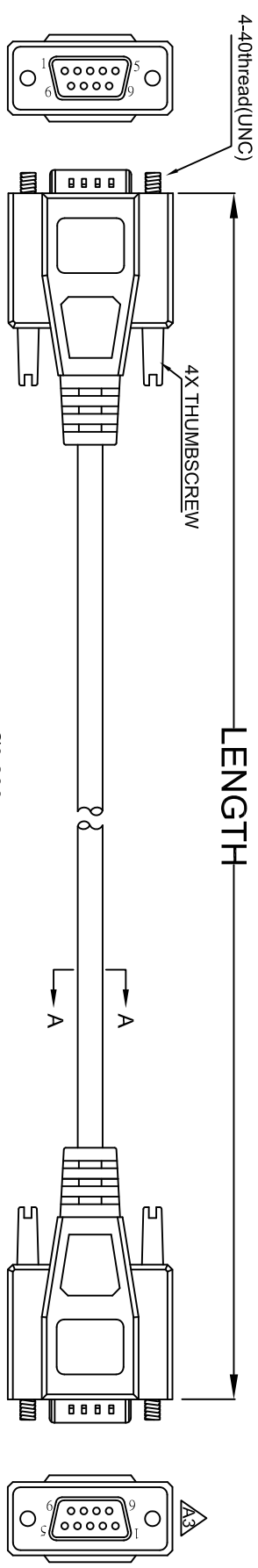


THE INFORMATION CONTAINED IN THIS DRAWING IS THE SOLE PROPERTY OF AMPHENOL CABESON DEMAND. ANY REPRODUCTION OR DISCLOSURE TO THIRD PARTIES IN PART OR WHOLE, WITHOUT THE EXPRESS WRITTEN PERMISSION OF AMPHENOL CABESON DEMAND IS PROHIBITED.

REV.	DESCRIPTION	DATE	APPROVED
A	NEW RELEASE	23/APR/2007	
A1	Add 360° Copper-Foil Shield	21/MAY/2007	
A2	Add wiring color	12/JAN/2012	
A3	Revised Connector orientation	10/MAY/2016	



LENGTH & P/N Table

LENGTH	P/N	Cable Color
2.5FT ±1 inch	CS-DLSLSZH9MM0-002.5	BLACK
5FT ±2 inch	CS-DLSLSZH9MM0-005	BLACK
10FT ±3 inch	CS-DLSLSZH9MM0-010	BLACK
15FT ±3 inch	CS-DLSLSZH9MM0-015	BLACK
25FT ±4 inch	CS-DLSLSZH9MM0-025	BLACK
50FT ±6 inch	CS-DLSLSZH9MM0-050	BLACK
125FT ±8 inch	CS-DLSLSZH9MM0-125	BLACK

PIN OUT: 1 TO 1		
Male	Male	Color
PIN1	PIN1	Black
PIN2	PIN2	Brown
PIN3	PIN3	Red
PIN4	PIN4	Orange
PIN5	PIN5	Yellow
PIN6	PIN6	Green
PIN7	PIN7	Blue
PIN8	PIN8	Purple
PIN9	PIN9	Gray
SHIELD	SHIELD	Drain Wire



UNLESS OTHERWISE SPECIFIED DIMENSIONS ARE IN INCHES TOLERANCES ARE:

DETAILED	±.01	ANGLES	±.01
XX	±.005		
XXX	±.002		

THIRD ANGLE PROJECTION

APPROVALS

DATE	DATE
10/MAY/2016	

CS-DLSLSZH9MM0-XXX

AMPHENOL Cables on Demand  
20 VALLEY ST. ENDICOTT, NY 13760

SIZE DWG. NO. A CS-DLSLSZH9MM0-XXX REV. A3

SCALE SHEET OF

NOTES: UNLESS OTHERWISE SPECIFIED