



Terminals & Splices > Splices



Splice Type: **Closed End Splice**

Wire Size: **22 – 10 AWG**

Sealable: **No**

Splice Capacity: **3 + Ground**

Splice Features: **Standard**

Features

Product Type Features

Splice Accessory Type	Wire Cap
Splice Type	Closed End Splice
Sealable	No
Compatible With Discrete Wire Type	Solid
Wire Insulation Support Retention Type	Non-Insulation Support

Configuration Features

Splice Capacity	3 + Ground
Compatible With Wire & Cable Type	Discrete Wire

Electrical Characteristics

Operating Voltage	600 VAC
-------------------	---------


Body Features

Splice Features	Standard
Primary Product Color	Yellow

Contact Features

Contact Base Material	Steel
Barrel Type	Closed

Mechanical Attachment





Wire Insulation Support	Without
-------------------------	---------

Dimensions

Wire Size	22 – 10 AWG
Barrel Inside Diameter	6 mm [.236 in]
Terminal Material Thickness	1.52 mm [.06 in]
Product Length	24.5 mm [.965 in]

Usage Conditions

Insulation Option	Fully Insulated
Operating Temperature Range	105 °C

Operation/Application

Compatible With Wire Base Material	Copper
------------------------------------	--------

Industry Standards

Government Qualified Splice	No
-----------------------------	----

Packaging Features

Packaging Method	Bag
------------------	-----

Product Compliance

[For compliance documentation, visit the product page on TE.com>](#)

EU RoHS Directive 2011/65/EU	Compliant
EU ELV Directive 2000/53/EC	Compliant
China RoHS 2 Directive MIIT Order No 32, 2016	No Restricted Materials Above Threshold
EU REACH Regulation (EC) No. 1907/2006	Current ECHA Candidate List: JUNE 2024 (241) Candidate List Declared Against: JUNE 2024 (241) Does not contain REACH SVHC
Halogen Content	Low Halogen - Br, Cl, F, I < 900 ppm per homogenous material. Also BFR/CFR/PVC Free
Solder Process Capability	Not reviewed for solder process capability

Product Compliance Disclaimer

This information is provided based on reasonable inquiry of our suppliers and represents our current actual knowledge based on the information they provided. This information is subject to change. The part numbers that TE has identified as EU RoHS compliant have a maximum concentration of 0.1% by weight in homogenous materials for lead, hexavalent chromium, mercury, PBB, PBDE, DBP, BBP, DEHP, DIBP, and 0.01% for cadmium, or qualify for an exemption to these limits as defined in the Annexes of Directive 2011/65/EU (RoHS2). Finished electrical and electronic equipment products will be CE marked as required by Directive 2011/65/EU. Components may not be CE marked. Additionally, the part

numbers that TE has identified as EU ELV compliant have a maximum concentration of 0.1% by weight in homogenous materials for lead, hexavalent chromium, and mercury, and 0.01% for cadmium, or qualify for an exemption to these limits as defined in the Annexes of Directive 2000/53/EC (ELV). Regarding the REACH Regulation, the information TE provides on SVHC in articles for this part number is based on the latest European Chemicals Agency (ECHA) 'Guidance on requirements for substances in articles' posted at this URL: <https://echa.europa.eu/guidance-documents/guidance-on-reach>

Compatible Parts



TE Part # 2324697-2
PUSH GRIP CONNECTOR 2P



TE Part # 2324697-3
PUSH GRIP CONNECTOR 3P



TE Part # 2324697-4
PUSH GRIP CONNECTOR 4P



TE Part # 2324697-5
PUSH GRIP CONNECTOR 5P



TE Part # 2324697-6
PUSH GRIP CONNECTOR 6P




TE Part # 2388553-2
PUSH-IN CONNECTOR, 2 POS



TE Part # 2388553-3
PUSH-IN CONNECTOR, 3 POS



TE Part # 2388553-4
PUSH-IN CONNECTOR, 4 POS



TE Part # 2388553-5
PUSH-IN CONNECTOR, 5 POS

Customers Also Bought



TE Part #2-1419104-1
T9AS1D22-24



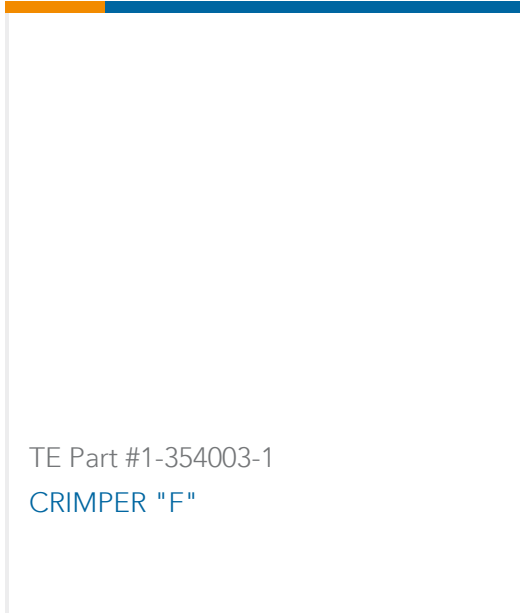
TE Part #2270025-1
SOCKET CONNECTOR KITS, PV4-S1F
4MM2,6MM2



TE Part #1676979-4
TW 1W 10K 6.35X25PL



TE Part #CR2100-000
CPGI-WC-TG-TN-BULK



Documents

Product Drawings

[CPGI-WC-WG-YW-BULK](#)

English

Datasheets & Catalog Pages

[Twist Splice Wire Connectors flyer](#)

English

[Twist Splice wire connectors](#)