

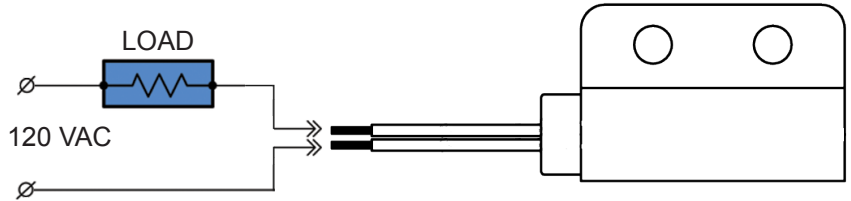
**Part Number: CM1000-90**  
**Encapsulated Tilt Switch**  
**Product Data Sheet**



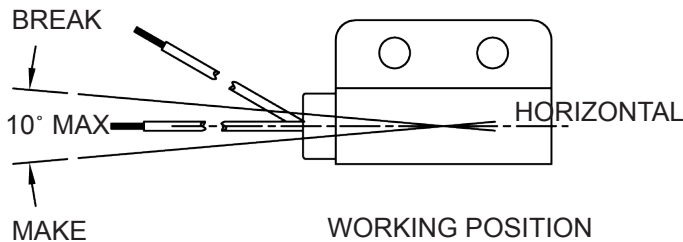
## PICTURE



## CONNECTION DIAGRAM



## OPERATION

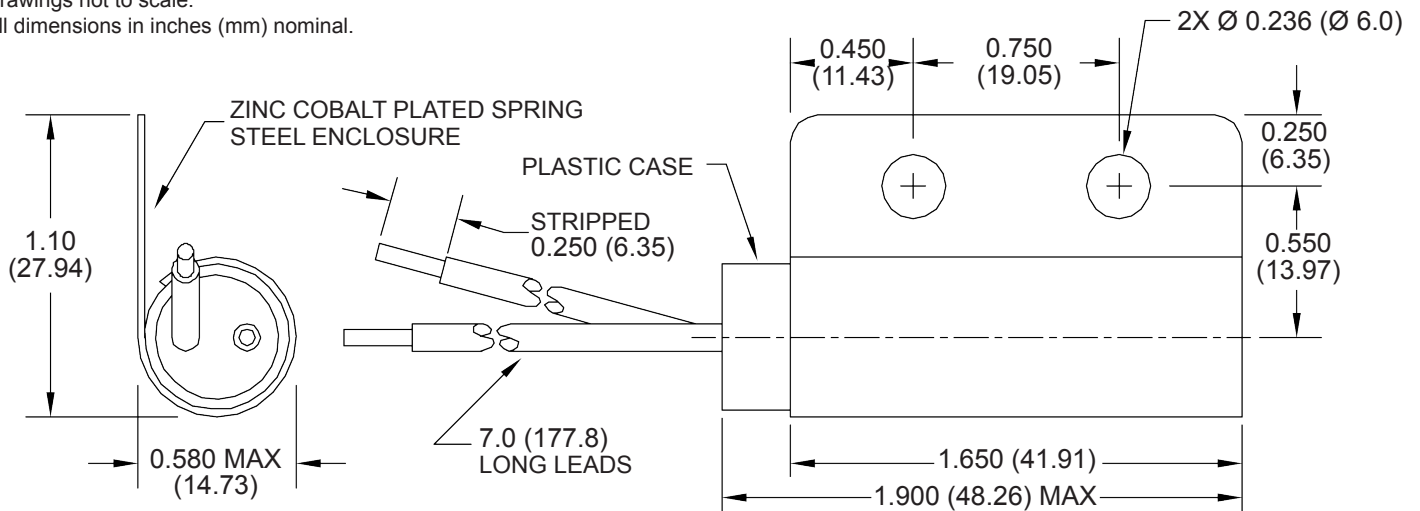


## FEATURES

- Resistant to Ambient Environmental Conditions
- Housing: Plastic Case Encapsulated, Epoxy Filled
- Mechanical Stress Resistant
- Wire : #18 AWG, Black Neoprene Insulation

## DIMENSIONS

Drawings not to scale.  
 All dimensions in inches (mm) nominal.



## SPECIFICATION

Load Rating	10 A at 120 VAC / 3 A at 240 VAC/DC
Differential Angle	10° MAX from horizontal
Operating Temperature	-37° +100°C

As part of the company policy of continued product improvement, specifications may change without notice. Our sales office will be pleased to help you with the latest information on this product range and the details of our full design and manufacturing service. All products are supplied to our standard conditions of sale unless otherwise agreed in writing.

**Phone: (1) 973 777 6900**

**www.comus-intl.com**

**Fax: (1) 973 777 8405**