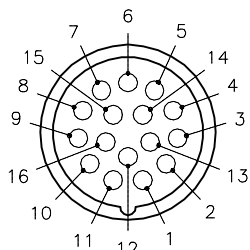
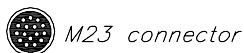


FEMALE END VIEW

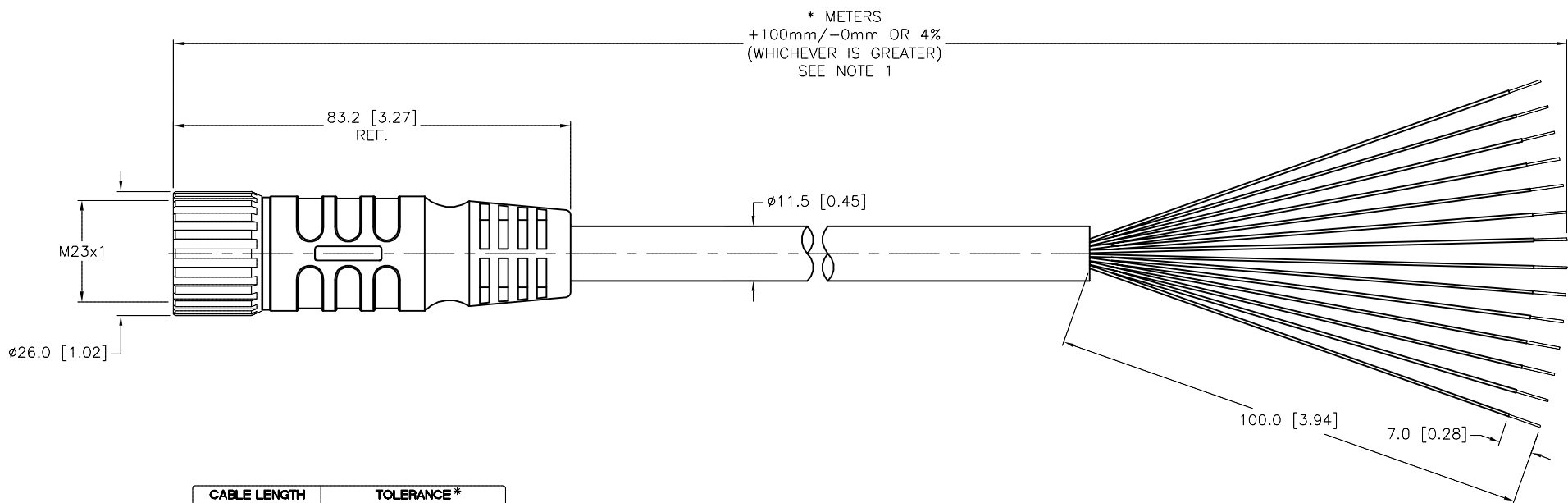


- 1 = BROWN
- 2 = N/C
- 3 = BLUE
- 4 = WHITE
- 5 = GREEN/YELLOW
- 6 = ORANGE
- 7 = YELLOW
- 8 = GREY
- 9 = PINK
- 10 = RED
- 11 = BROWN/WHITE
- 12 = BLACK
- 13 = BLUE/WHITE
- 14 = VIOLET
- 15 = GREEN/WHITE
- 16 = DRAIN



SPECIFICATIONS

CONTACT CARRIER MATERIAL	NYLON or PBT
MOLDED HEAD MATERIAL/COLOR	TPU/BLACK
CONTACT MATERIAL/PLATING	BRASS/GOLD
COUPLING NUT MATERIAL/FINISH	STAINLESS STEEL/PASSIVATED
RATED CURRENT [A]	8.0 A MAX (TOTAL CURRENT NOT TO EXCEED 84 AMPS)
RATED VOLTAGE [V]	150 V
OUTER JACKET MATERIAL/COLOR	PVC/YELLOW
CONDUCTOR INSULATION MATERIAL	PVC
NUMBER OF CONDUCTORS [AWG]	14x18 AWG
DRAIN/SHIELD	20 AWG DRAIN/POLYESTER FOIL SHIELD
TEMPERATURE RANGE	-40°C to +105°C (-40°F to +221°F)
PROTECTION CLASS	IEC IP67



CABLE LENGTH	TOLERANCE*
ALL LENGTHS	+ 4% (OR 50mm) OF LENGTH - 0% (OR 0mm) OF LENGTH WHICHEVER IS GREATER
STRIP LENGTH	TOLERANCE*
0-7mm	±0.5mm
8-29mm	±1.0mm
30-49mm	±2.0mm
50-69mm	±3.0mm
70-100mm	±4.0mm
OVER 100mm	±5.0mm

* UNLESS OTHERWISE SPECIFIED

NOTES:

- "*" INDICATES CABLE LENGTH IN METERS. CONTACT TURCK TO ORDER SPECIFIC LENGTHS.
- "/CS10876" DESIGNATES STANDARD COLOR CODE, DRAIN TO PIN 16.

SOURCE DRAWING - FOR REFERENCE ONLY

RELATED DOCUMENTS 1. 2. 3. 4.	3RD ANGLE PROJECTION 	THIS DRAWING IS CONFIDENTIAL AND THE PROPERTY OF TURCK INC. USE OF THIS DOCUMENT WITHOUT WRITTEN PERMISSION IS PROHIBITED.		3000 CAMPUS DRIVE MINNEAPOLIS, MN 55441 1-800-544-7769 (763) 553-7300 (763) 553-0708 fax turck.com				
		DRFT	RDS	DATE	05/20/04	DESCRIPTION	CKAMV 16-14-*/CS10876	
MATERIAL	SEE SPECIFICATIONS	APVD		SCALE	1=1.3	IDENTIFICATION NO.	REV	D
FINISH	SEE SPECIFICATIONS	UNIT OF MEASUREMENT		MILLIMETER [INCH]			DO NOT SCALE THIS DRAWING	FILE: 777004387

D	UPDATE CABLE DIAMETER	KMY	03/19/13	40639
REV	DESCRIPTION	BY	DATE	ECO NO.