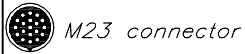
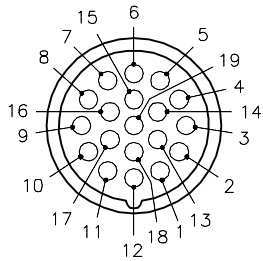
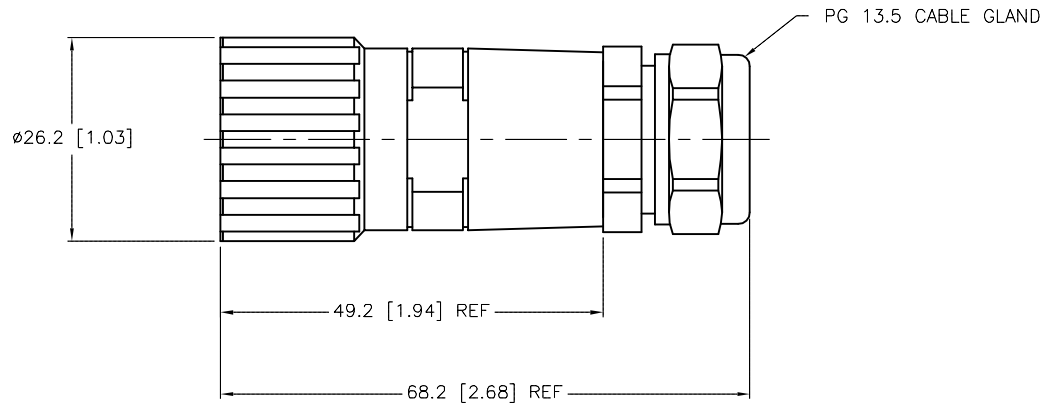


FEMALE END VIEW



SPECIFICATIONS

CONTACT CARRIER MATERIAL/COLOR	PBT or NYLON/WHITE
CONTACT MATERIAL/PLATING	BRASS/GOLD
CONNECTOR HOUSING MATERIAL/PLATING	BRASS/NICKEL
GASKET	FLUOR RUBBER
RATED CURRENT [A]	8.0 A
RATED VOLTAGE [V]	150 V
MAXIMUM CONDUCTOR SIZE [AWG]	18 AWG
TERMINATION METHOD	SOLDER
PROTECTION CLASS	IEC IP65
CABLE DIAMETERS	5-12 mm



SOURCE DRAWING - FOR REFERENCE ONLY

NOTES:

- USE TOOL PART NUMBER "CK-TOOL" TO AID WITH ASSEMBLY OF FIELD-WIREABLE

RELATED DOCUMENTS 1. 2. 3. 4.	3RD ANGLE PROJECTION 	THIS DRAWING IS CONFIDENTIAL AND THE PROPERTY OF TURCK INC. USE OF THIS DOCUMENT WITHOUT WRITTEN PERMISSION IS PROHIBITED.		3000 CAMPUS DRIVE MINNEAPOLIS, MN 55441 1-800-544-7769 (763) 553-7300 (763) 553-0708 fax www.turck.us		
	MATERIAL SEE SPECIFICATIONS	ALL DIMENSIONS DISPLAYED ON THIS DRAWING ARE FOR REFERENCE ONLY	DRFT RJP DATE 04/24/96	DESCRIPTION CK 19-0		
			APVD SCALE 1=1			
	FINISH SEE SPECIFICATIONS	CONTACT TURCK FOR MORE INFORMATION	UNIT OF MEASUREMENT MILLIMETER [INCH]		IDENTIFICATION NO. U0108-55	REV C
DO NOT SCALE THIS DRAWING		FILE: U0108-55		SHEET 1 OF 1		

C	ADD NOTES	RDS	10/09/20	76214
REV	DESCRIPTION	BY	DATE	ECO NO.