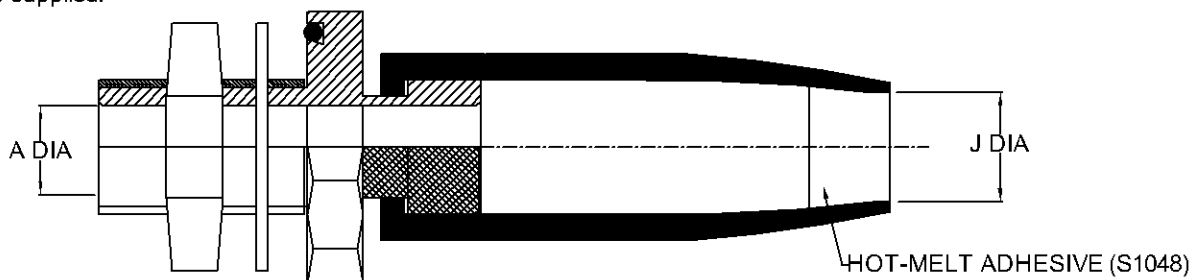


THIS DRAWING AND THE INFORMATION SET FORTH HEREON ARE THE PROPERTY OF TYCO ELECTRONICS AND ARE TO BE HELD IN TRUST AND CONFIDENCE. PUBLICATION, DUPLICATION, DISCLOSURE, OR USE FOR ANY PURPOSE NOT EXPRESSLY AUTHORIZED IN WRITING BY TYCO ELECTRONICS IS PROHIBITED.

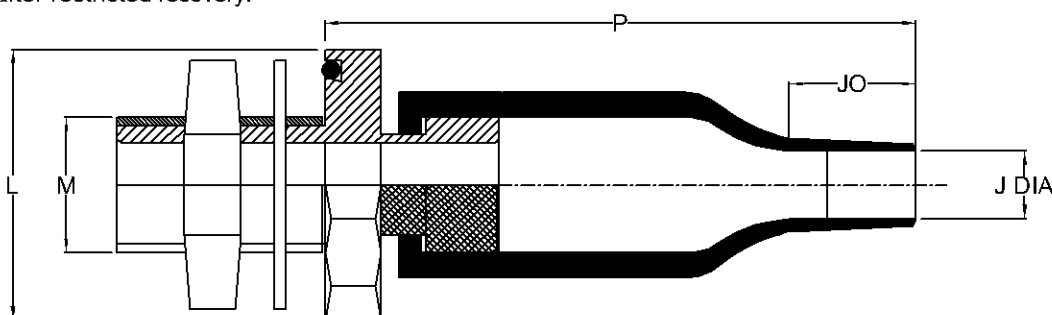
REVISIONS

LTR	DESCRIPTION	DATE	APPROVED
1	INITIAL RELEASE	JAN 2011	D JONES

a) Part as supplied.



b) Part after restricted recovery.



KITS TO INCLUDE CLEANING TISSUE, 1 PIECE 100 GRIT EMERY CLOTH.
KITS TO BE USED IN CONJUNCTION WITH TCFS INSTALLATION PROCEDURE.


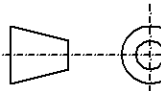
DIMENSIONS (in millimetres)

PART NO.	A min	min a	J max b	M THREAD	A/F NUT	L NOM	P ±10% b	JO REF b
TCFS-12	7.4	11	5.7	M12X1.5	17	24	50	9

NOTE

1. MATERIAL : (-25) DIESEL RESISTANT ELASTOMER.

SPECIFICATION CONTROL DRAWING

UNLESS OTHERWISE SPECIFIED DIMENSIONS ARE IN INCHES AND TOLERANCES ARE: 0 fig ± .5 1 fig ± .1 2 fig ± .05	DRAWN NIKHIL C	DATE 24JAN2011	 Tyco Electronics Raychem Interconnect 300 Constitution Drive Menlo Park, CA 94025 U.S.A	TITLE FEED THROUGH ASSEMBLY		
	CHECKED D JAIN	DATE 24JAN2011				
	APPROVED D JONES	DATE 24JAN2011				
MATERIAL SEE NOTE	THIRD ANGLE PROJECTION 					
FINISH -	CAD NAME TCFS-12-19B-015-25UW	RPN: CH4418-000	SIZE A	CAGE CODE: 06090	DWG. NO. TCFS-12-19B-015-25UW	REV 1
			SCALE: NONE		SHEET 1 OF 2	

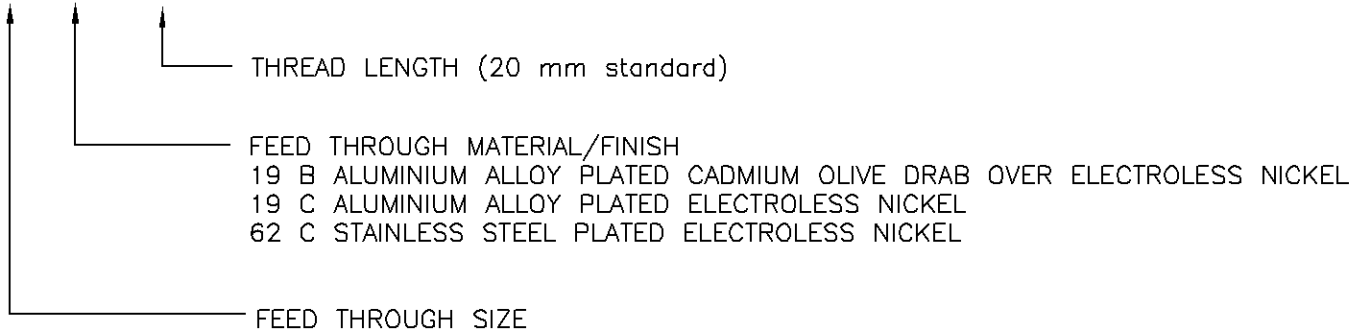
THIS DRAWING AND THE INFORMATION SET FORTH HERE-
ON ARE THE PROPERTY OF TYCO ELECTRONICS
AND ARE TO BE HELD IN TRUST AND CONFIDENCE. PUB-
LICATION, DUPLICATION, DISCLOSURE, OR USE FOR ANY
PURPOSE NOT EXPRESSLY AUTHORIZED IN WRITING BY
TYCO ELECTRONICS IS PROHIBITED.

REVISIONS


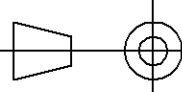
LTR	DESCRIPTION	DATE	APPROVED
-	SEE SHEET 1	-	-

PART NUMBERING SYSTEM

TCFS-**-***-0**-25UW



SPECIFICATION CONTROL DRAWING

UNLESS OTHERWISE SPECIFIED DIMENSIONS ARE IN INCHES AND TOLERANCES ARE: 0 fig ± .5 1 fig ± .1 2 fig ± .05	DRAWN NIKHIL C DATE 24JAN2011	 Tyco Electronics Raychem Interconnect 300 Constitution Drive Menlo Park, CA 94025 U.S.A	TITLE FEED THROUGH ASSEMBLY		
	CHECKED D JAIN DATE 24JAN2011				APPROVED D JONES DATE 24JAN2011
	MATERIAL SEE NOTE				
FINISH -	THIRD ANGLE PROJECTION 	SIZE A	CAGE CODE: 06090	DWG. NO. TCFS-12-19B-015-25UW	REV 1
	CAD NAME TCFS-12-19B-015-25UW RPN: CH4418-000	SCALE: NONE	SHEET 2 OF 2		