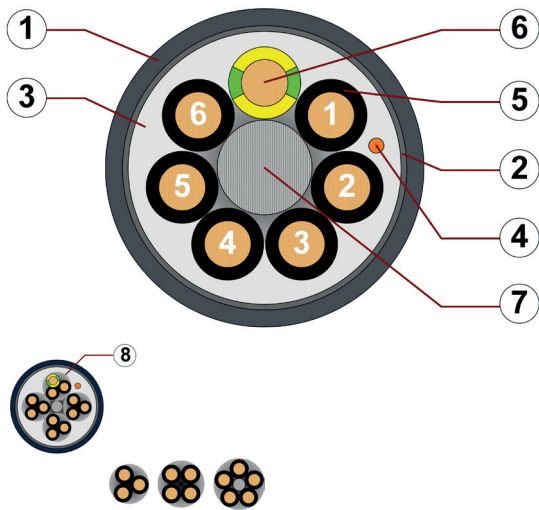


Data sheet

chainflex® CF10



Control cable (Class 7.6.4.1) ● For heaviest duty applications ● TPE outer jacket ● Shielded ● Oil and bio-oil resistant ● PVC and halogen-free ● Low-temperature-flexible ● Hydrolysis and microbe-resistant



1. Outer jacket: Pressure extruded, halogen-free TPE mixture
2. Overall shield: Extremely bending-resistant braiding made of tinned copper wires
3. Inner jacket: Pressure extruded, gusset-filling TPE mixture
4. CFRIP: Tear strip for faster cable stripping
5. Core insulation: Mechanically high-quality TPE mixture
6. Conductor: Stranded conductor in especially bend-resistant version consisting of bare copper wires
7. Strain relief: Tensile stress-resistant centre element
8. 12 cores or more: Bundles with optimised pitch length and pitch direction

Example image
For detailed overview please see design table

Cable structure

	Conductor	Stranded conductor in especially bending-resistant version consisting of bare copper wires (following DIN EN 60228).
	Core insulation	Mechanically high-quality TPE mixture.
	Core structure	Number of cores < 12: Cores wound in a layer with short pitch length. Number of cores ≥ 12: Cores wound in bundles which are then wound around a high tensile strength centre element, all with optimised short pitch lengths and directions. Especially low-torsion structure.
	Core identification	Cores < 0.75 mm²: Colour code in accordance with DIN 47100. Cores ≥ 0.75 mm²: Black cores with white numbers, one green-yellow core. CF10.03.05.INI: brown, blue, black, white, green-yellow
	Inner jacket	TPE mixture adapted to suit the requirements in e-chains®.
	Overall shield	Aluminum/Polyester tape and extremely bending-resistant braiding made of tinned copper wires. Coverage approx. 70 % linear, approx. 90 % optical
	Outer jacket	Low-adhesion, extremely abrasion-resistant and highly flexible TPE mixture, adapted to suit the requirements in e-chains®. Colour: Steel-blue (similar to RAL 5011) Printing: white
	CFRIP®	Strip cables faster: a tear strip is moulded into the inner jacket Video ► www.igus.eu/CFRIP



igus 36-month chainflex cable guarantee and service life calculator based on 2 billion test cycles per year



„00000 m** igus chainflex CF10.--.---① -----② 300/500V EAC CE

RoHS-II conform www.igus.de +++ chainflex cable works +++

* **Length printing:** Not calibrated. Only intended as an orientation aid.
① / ② Cable identification according to Part No. (see technical table).
Example: ... chainflex ... **CF10.01.12 ... (12x0.14)C ... 300 V/500 V ...**

Data sheet

chainflex® CF10



Control cable (Class 7.6.4.1) ● For heaviest duty applications ● TPE outer jacket ● Shielded ● Oil and bio-oil resistant ● PVC and halogen-free ● Low-temperature-flexible ● Hydrolysis and microbe-resistant

Dynamic information

	Bend radius	e-chain® linear flexible fixed	minimum 5 x d minimum 4 x d minimum 3 x d
	Temperature	e-chain® linear flexible fixed	-35 °C up to +100 °C -50 °C up to +100 °C (following DIN EN 60811-504) -55 °C up to +100 °C (following DIN EN 50305)
	v max.	unsupported gliding	10 m/s 6 m/s
	a max.		100 m/s ²
	Travel distance		Unsupported travel distances and up to 400 m for gliding applications, Class 6



These values are based on specific applications or tests. They do not represent the limit of what is technically feasible.

Guaranteed service life according to guarantee conditions

Double strokes	5 million	7.5 million	10 million
Temperature, from/to [°C]	R min. [factor x d]	R min. [factor x d]	R min. [factor x d]
-35/-25	6.8	7.5	8.5
-25/+90	5	6	7
+90/+100	6.8	7.5	8.5

Minimum guaranteed service life of the cable under the specified conditions.
The installation of the cable is recommended within the middle temperature range.

Electrical information

	Nominal voltage	300/500 V (following DIN VDE 0298-3)
	Testing voltage	2000 V (following DIN EN 50395)



Example image













Data sheet

chainflex® CF10



Control cable (Class 7.6.4.1) ● For heaviest duty applications ● TPE outer jacket ● Shielded ● Oil and bio-oil resistant ● PVC and halogen-free ● Low-temperature-flexible ● Hydrolysis and microbe-resistant

Properties and approvals

	UV resistance	High
	Oil resistance	Oil-resistant (following DIN EN 60811-404), bio-oil-resistant (following VDMA 24568 with Plantocut 8 S-MB tested by DEA), Class 4
	Silicone-free	Free from silicone which can affect paint adhesion (following PV 3.10.7 – status 1992)
	Halogen-free	Following DIN EN 60754
	UL verified	Certificate No. B129699: „igus 36-month chainflex cable guarantee and service life calculator based on 2 billion test cycles per year“
	EAC	Certificate No. RU C-DE.ME77.B.00300/19 (TR ZU)
	REACH	In accordance with regulation (EC) No. 1907/2006 (REACH)
	Lead-free	Following 2011/65/EC (RoHS-II/RoHS-III)
	Cleanroom	According to ISO Class 1. The outer jacket material of this series complies with CF9.15.07 - tested by IPA according to standard DIN EN ISO 14644-1
	CE	Following 2014/35/EU

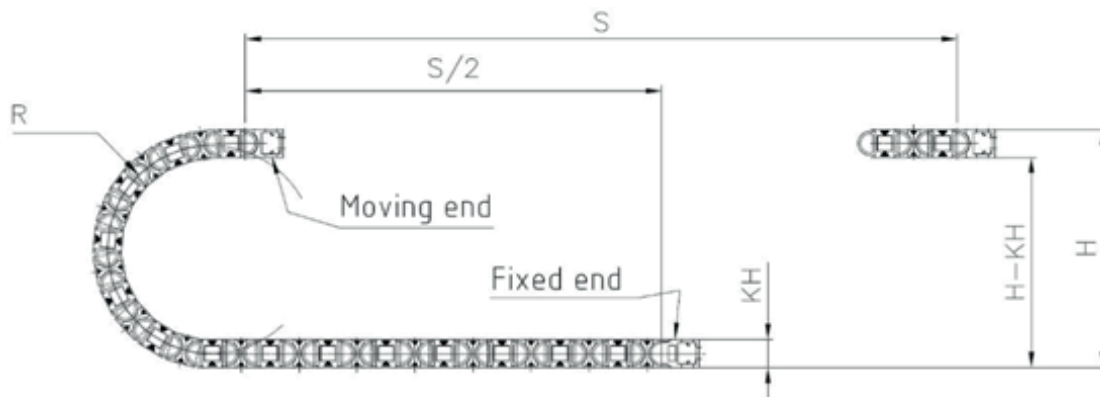


igus 36-month chainflex cable guarantee and service life calculator based on 2 billion test cycles per year



Typical lab test setup for this cable series

Test bend radius R	approx. 28 - 100 mm
Test travel S	approx. 1 - 15 m
Test duration	minimum 2 - 4 million double strokes
Test speed	approx. 0.5 - 2 m / s
Test acceleration	approx. 0.5 - 1.5 m / s ²



Example image
igus® chainflex® CF10

Data sheet

chainflex® CF10



Control cable (Class 7.6.4.1) ● For heaviest duty applications ● TPE outer jacket ● Shielded ● Oil and bio-oil resistant ● PVC and halogen-free ● Low-temperature-flexible ● Hydrolysis and microbe-resistant

Typical application areas

- For heaviest duty applications, Class 7
- Unsupported travel distances and up to 400 m and more for gliding applications, Class 6
- Almost unlimited resistance to oil, also with bio-oils, Class 4
- No torsion, Class 1
- Indoor and outdoor applications, UV-resistant
- Storage and retrieval units for high-bay warehouses, Machining units/machine tools, quick handling, Clean room, semiconductor insertion, outdoor cranes, low temperature applications



igus 36-month chainflex cable guarantee and service life calculator based on 2 billion test cycles per year



Data sheet

chainflex® CF10



Control cable (Class 7.6.4.1) ● For heaviest duty applications ● TPE outer jacket ● Shielded ● Oil and bio-oil resistant ● PVC and halogen-free ● Low-temperature-flexible ● Hydrolysis and microbe-resistant

Technical tables:

Mechanical information

Part No.	Number of cores and conductor nominal cross section [mm ²]	Outer diameter (d) max. [mm]	Copper index [kg/km]	Weight [kg/km]
CF10.01.12	(12x0.14)C	8.0	38	78
CF10.01.18	(18x0.14)C	9.5	64	121
CF10.02.04	(4x0.25)C	6.5	24	49
CF10.02.08	(8x0.25)C	8.0	40	78
CF10.02.12	(12x0.25)C	9.5	66	122
CF10.02.25	(25x0.25)C	12.5	112	212
CF10.03.05.INI	(5x0.34)C	7.0	34	63
CF10.05.04	(4x0.5)C	7.0	37	67
CF10.05.05	(5x0.5)C	7.5	43	76
CF10.05.07	(7x0.5)C	8.5	57	99
CF10.05.12	(12x0.5)C	11.5	106	185
CF10.05.18	(18x0.5)C	13.5	144	251
CF10.05.25	(25x0.5)C	15.0	186	318
CF10.07.04	(4G0.75)C	7.5	48	83
CF10.07.05	(5G0.75)C	8.0	58	95
CF10.07.07	(7G0.75)C	9.5	89	140
CF10.07.12	(12G0.75)C	12.0	136	230
CF10.07.20	(20G0.75)C	15.0	212	345
CF10.07.25	(25G0.75)C	16.0	253	420
CF10.10.02	(2x1.0)C	7.5	37	70
CF10.10.03	(3G1.0)C	7.5	48	80
CF10.10.04	(4G1.0)C	8.0	61	99
CF10.10.05	(5G1.0)C	8.5	70	116
CF10.10.07	(7G1.0)C	10.0	109	170
CF10.10.12	(12G1.0)C	13.5	175	286
CF10.10.18	(18G1.0)C	15.5	246	391
CF10.10.25	(25G1.0)C	18.0	322	520
CF10.15.04	(4G1.5)C	9.0	94	142
CF10.15.05	(5G1.5)C	10.0	112	166
CF10.15.07 ¹⁷⁾	(7G1.5)C	11.5	149	231
CF10.15.12	(12G1.5)C	15.5	243	383
CF10.15.18	(18G1.5)C	19.0	372	579

¹⁷⁾ When using the cables with „7G1.5mm²“ and „G2.5mm²“ minimum bend radius must be 17.5xd with gliding travel distance ≥ 5m.

Note: The given outer diameters are maximum values and may tend toward lower tolerance limits.
G = with green-yellow earth core x = without earth core



Example image



igus 36-month chainflex cable guarantee and service life calculator based on 2 billion test cycles per year



Data sheet

chainflex® CF10



Control cable (Class 7.6.4.1) ● For heaviest duty applications ● TPE outer jacket ● Shielded ● Oil and bio-oil resistant ● PVC and halogen-free ● Low-temperature-flexible ● Hydrolysis and microbe-resistant

Technical tables:

Mechanical information

Part No.	Number of cores and conductor nominal cross section [mm ²]	Outer diameter (d) max. [mm]	Copper index [kg/km]	Weight [kg/km]
CF10.25.04	(4G2.5)C	11.0	140	220
CF10.25.07 ¹⁷⁾	(7G2.5)C	13.5	228	347
CF10.25.12	(12G2.5)C	19.5	375	619
CF10.40.04	(4G4.0)C	12.5	208	305
CF10.40.05	(5G4.0)C	13.5	254	370

¹⁷⁾ When using the cables with „7G1.5mm²“ and „G2.5mm²“ minimum bend radius must be 17.5xd with gliding travel distance ≥ 5m.

Note: The given outer diameters are maximum values and may tend toward lower tolerance limits.
G = with green-yellow earth core x = without earth core


Electrical information

Conductor nominal cross section [mm ²]	Maximum conductor resistance at 20 °C (following DIN EN 50289-1-2) [Ω/km]	Max. current rating at 30 °C [A]
0.14	138	2.5
0.25	79	5
0.34	57	7
0.5	39	10
0.75	26	14
1	19.5	17
1.5	13.3	21
2.5	8	30
4	4.95	41

The final maximum current rating depends among other things on the ambient conditions, the type of the installation and the number of loaded cores.



Example image



Data sheet

chainflex® CF10



Control cable (Class 7.6.4.1) ● For heaviest duty applications ● TPE outer jacket ● Shielded ● Oil and bio-oil resistant ● PVC and halogen-free ● Low-temperature-flexible ● Hydrolysis and microbe-resistant

Design table

Part No.	Number of cores	Core design	Part No.	Number of cores	Core design
CF10.XX.02	2		CF10.XX.08	8	
CF10.XX.03	3		CF10.XX.12	4x3	
CF10.XX.04	4		CF10.XX.18	6x3	
CF10.XX.05.INI	5		CF10.XX.20	5x4	
CF10.XX.05	5		CF10.XX.25	5x5	
CF10.XX.07	7				



igus 36-month chainflex cable guarantee and service life calculator based on 2 billion test cycles per year



Example image

Data sheet

chainflex® CF10



Control cable (Class 7.6.4.1) ● For heaviest duty applications ● TPE outer jacket ● Shielded ● Oil and bio-oil resistant ● PVC and halogen-free ● Low-temperature-flexible ● Hydrolysis and microbe-resistant

Colour code in accordance with DIN 47100.

Conductor no.	Colours according to DIN ISO 47100	Conductor no.	Colours according to DIN ISO 47100	Conductor no.	Colours according to DIN ISO 47100
1	white	22	brown-blue	43	blue-black
2	brown	23	white-red	44	red-black
3	green	24	brown-red	45	white-brown-black
4	yellow	25	white-black	46	yellow-green-black
5	grey	26	brown-black	47	grey-pink-black
6	pink	27	grey-green	48	red-blue-black
7	blue	28	yellow-grey	49	white-green-black
8	red	29	pink-green	50	brown-green-black
9	black	30	yellow-pink	51	white-yellow-black
10	violet	31	green-blue	52	yellow-brown-black
11	grey-pink	32	yellow-blue	53	white-grey-black
12	red-blue	33	green-red	54	grey-brown-black
13	white-green	34	yellow-red	55	white-pink-black
14	brown-green	35	green-black	56	pink-brown-black
15	white-yellow	36	yellow-black	57	white-blue-black
16	brown-yellow	37	grey-blue	58	brown-blue-black
17	white-grey	38	pink-blue	59	white-red-black
18	brown-grey	39	grey-red	60	brown-red-black
19	white-pink	40	pink-red	61	black-white
20	white-brown	41	grey-black		
21	white-blue	42	pink-black		



igus 36-month chainflex cable guarantee and service life calculator based on 2 billion test cycles per year



Example image