



Part No: CEP-2224

Description: piezo audio indicator

Date: 9/19/2006

Unit: mm

Page No: 1 of 4

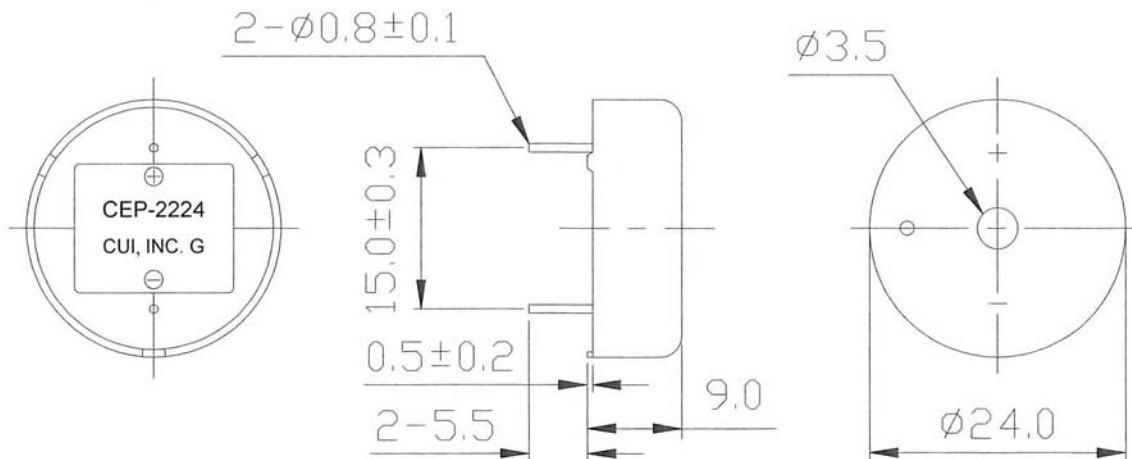


### Specifications

Resonant frequency	3.4 ± 0.5 KHz	
Operating voltage	3.0 ~ 20.0 V dc	
Current consumption	15 mA max.	at 12 V dc
Sound pressure level	78 db min.	at 30 cm / 12 V dc
Rated Voltage	12 V dc	
Tone	Continuous	
Operating temperature	-30 ~ +85° C	
Storage temperature	-40 ~ +95° C	
Dimensions	ø24.0 x H9.0 mm	See attached drawing
Weight	1.2 g max.	
Material	ABS PA-777D (Black)	
Terminal	Pin type (Sn Plating)	See attached drawing
RoHS	yes	

### Appearance Drawing

Tolerance: ±0.5





Part No: CEP-2224

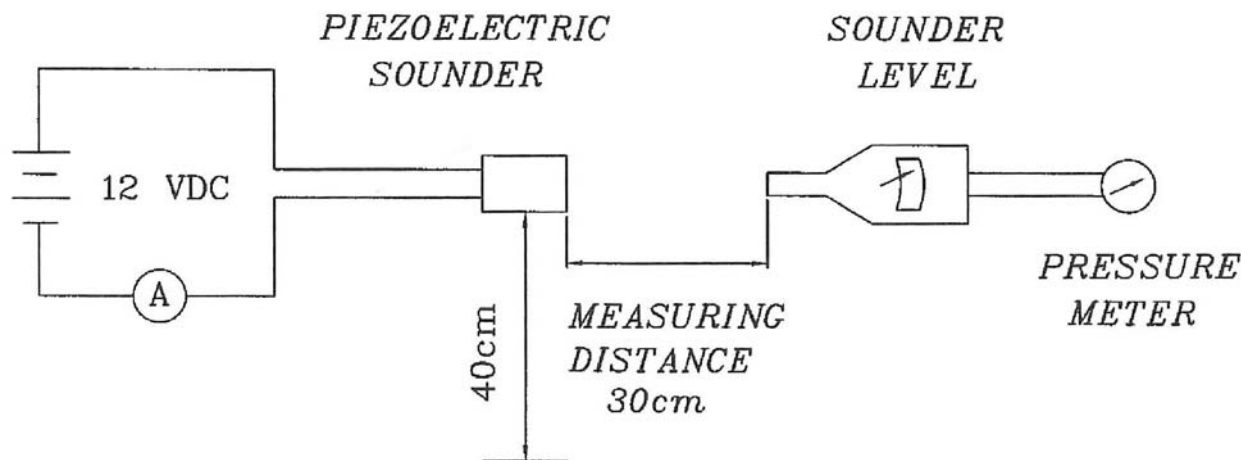
Description: piezo audio indicator

Date: 9/19/2006

Unit: mm

Page No: 2 of 4

### Measurement Method



S.P.L. Measuring Circuit  
Mic: RION S.P.L. meter UC 30 or equivalent

### Mechanical Characteristics

Item	Test Condition	Evaluation Standard
Solderability <sup>1</sup>	Lead terminals are immersed in rosin for 5 seconds and then immersed in solder bath of $+270 \pm 5^{\circ}\text{C}$ for $3 \pm 1$ seconds.	90% min. of the lead terminals will be wet with solder. (Except the edge of the terminal)
Soldering Heat Resistance	Lead terminals are immersed up to 1.5mm from buzzer's body in solder bath of $+300 \pm 5^{\circ}\text{C}$ for $3 \pm 0.5$ seconds or $260 \pm 5^{\circ}\text{C}$ for $10 \pm 1$ seconds.	No interference in operation.
Terminal Mechanical Strength	For 10 seconds, the force of 9.8N (1.0kg) is applied to each terminal in axial direction.	No damage or cutting off.
Vibration	The buzzer will be measured after applying a vibration amplitude of 1.5 mm with 10 to 55 Hz band of vibration frequency to each of the 3 perpendicular directions for 2 hours.	The value of oscillation frequency/current consumption should be $\pm 10\%$ of the initial measurements. The SPL should be within $\pm 10\text{dB}$ compared with the initial measurement.
Drop Test	The part will be dropped from a height of 75 cm onto a 40 mm thick wooden board 3 times in 3 axis (X, Y, Z) for a total of 9 drops.	

Notes: 1. Not recommended for wave soldering



Part No: CEP-2224

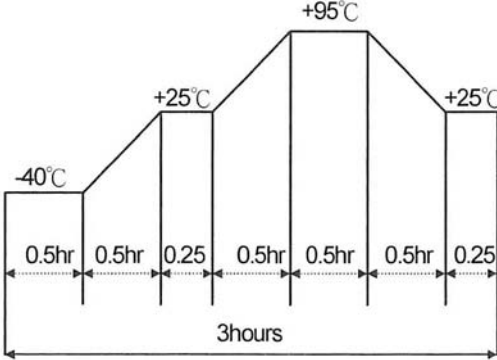
Date: 9/19/2006

Unit: mm

Description: piezo audio indicator

Page No: 3 of 4

### Environment Test

Item	Test Condition	Evaluation Standard
High temp. test	After being placed in a chamber at +95°C for 240 hours.	The buzzer will be measured after being placed at +25°C for 4 hours. The value of the oscillation frequency/current consumption should be within ±10% compared to the initial measurements. The SPL should be within ±10dB compared to the initial measurements.
Low temp. test	After being placed in a chamber at -40°C for 240 hours.	
Humidity test	After being placed in a chamber at +40°C and 90±5% relative humidity for 240 hours.	
Temp. cycle test	The part shall be subjected to 5 cycles. One cycle will consist of: 	

### Reliability Test

Item	Test Condition	Evaluation Standard
Operating (Life Test)	<p>1. Continuous life test: The part will be subjected to 48 hours of continuous operation at +70°C with rated voltage applied.</p> <p>2. Intermittent life test: A duty cycle of 1 minute on, 1 minutes off, a minimum of 5,000 times at room temp (+25±2°C) with rated voltage applied.</p>	The buzzer will be measured after being placed at +25°C for 4 hours. The value of the oscillation frequency/current consumption should be ±10% compared to the initial measurements. The SPL should be ±10dB compared to the initial measurements.

### Test Conditions

Standard Test Condition	a) Temperature: +5 ~ +35°C	b) Humidity: 45 - 85%	c) Pressure: 860 - 1060 mbar
Judgement Test Condition	a) Temperature: +25 ±2°C	b) Humidity: 60 - 70%	c) Pressure: 860 - 1060 mbar



**CUI INC**

Part No: CEP-2224

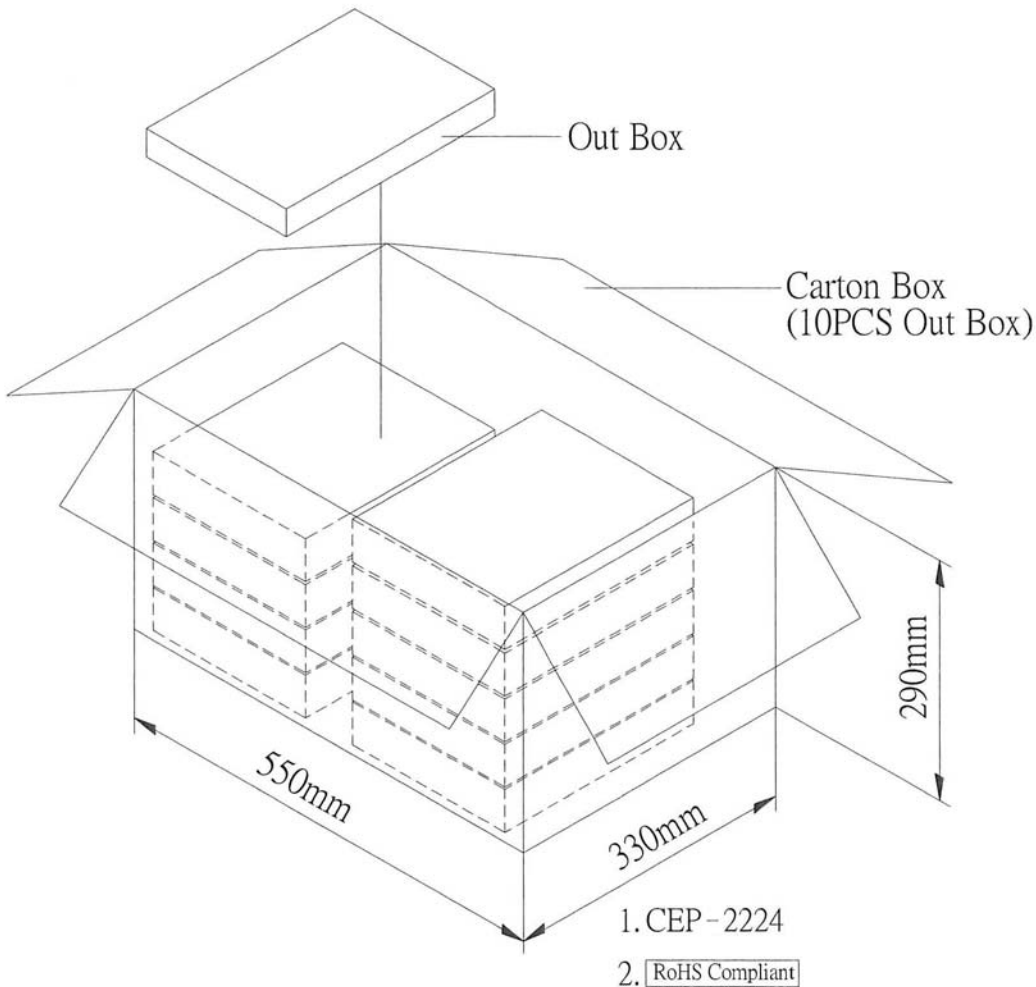
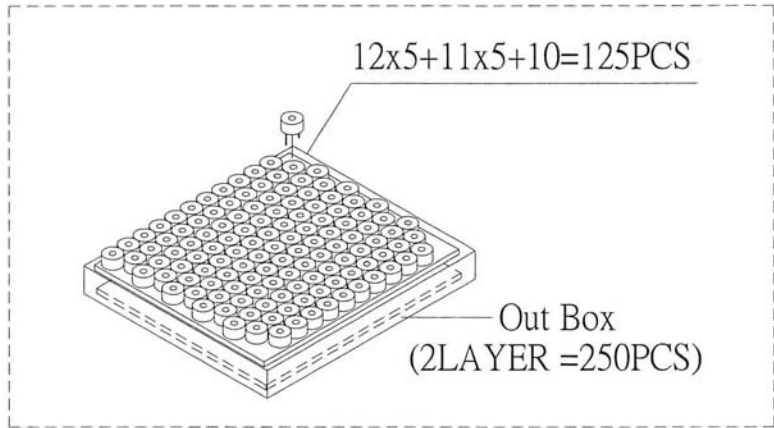
Description: piezo audio indicator

Date: 9/19/2006

Unit: mm

Page No: 4 of 4

**Packaging**



Out Box	310mmx248mmx49mm	2x125PCS=250PCS
Carton Box	550mmx330mmx290mm	250PCSx10=2,500PCS