

MIRELLA-50-M

~30° medium beam

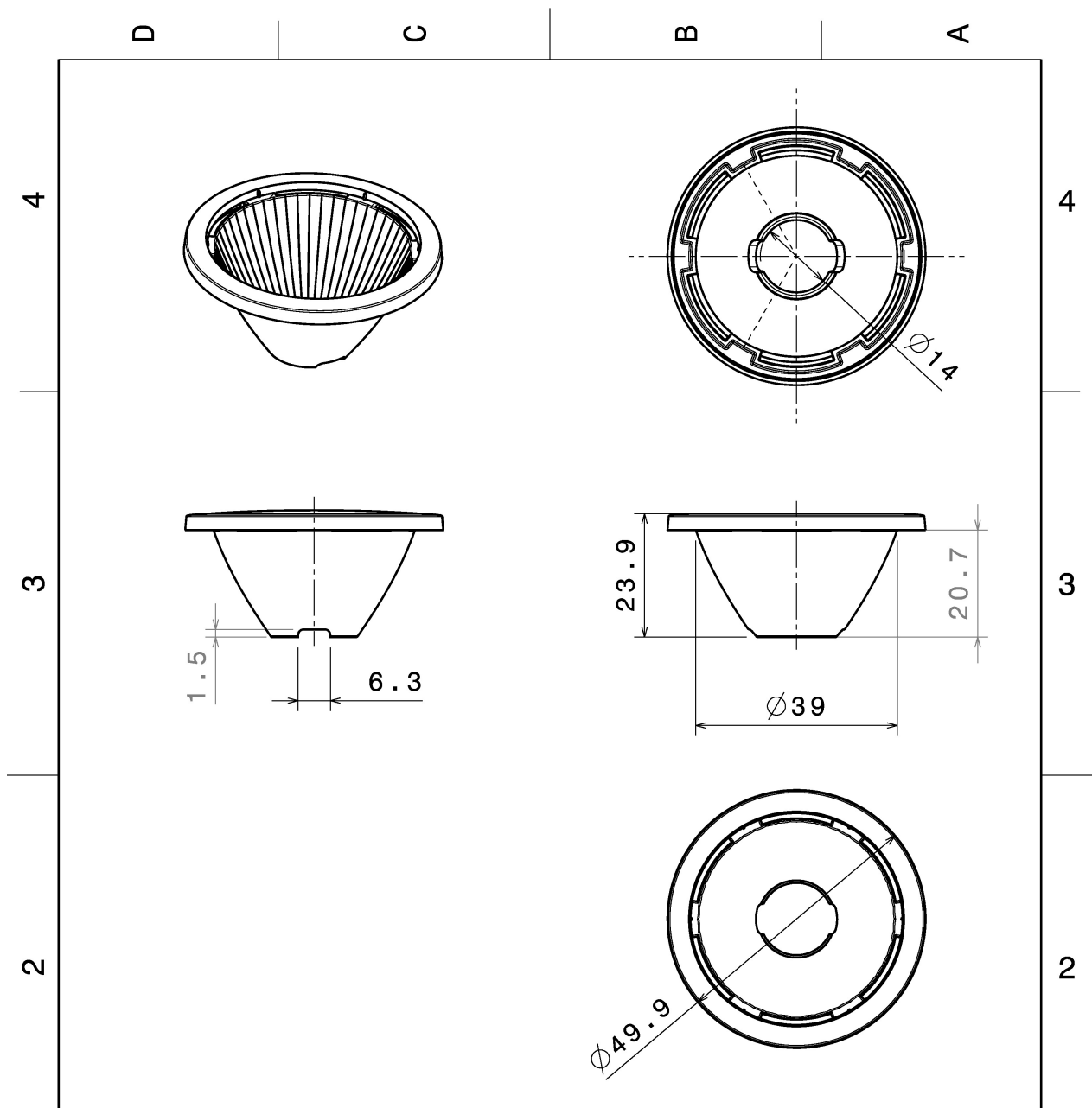
TECHNICAL SPECIFICATIONS:

Dimensions	Ø 49.9 mm
Height	23.9 mm
Fastening	glue
Colour	metal
Box size	480 x 280 x 300 mm
Box weight	2.8 kg
Quantity in Box	336 pcs
ROHS compliant	yes ⓘ




MATERIAL SPECIFICATIONS:


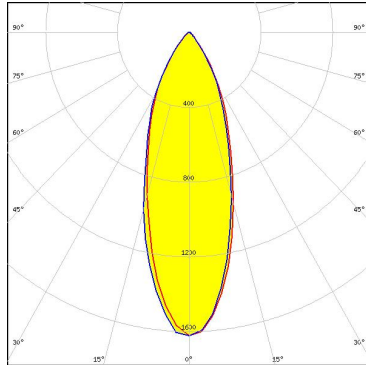

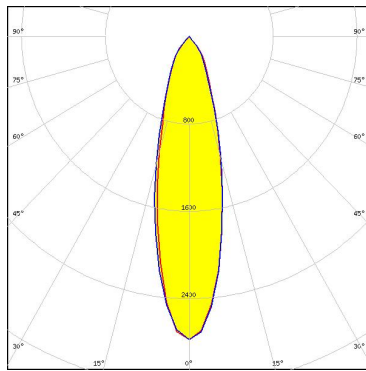


Component	Type	Material	Colour	Coating
MIRELLA-50-M	Reflector	PC	metal	lacquer



Material: PC, metal plated

This drawing is our property. It can't be reproduced or communicated without our written agreement.		 Ledil Oy Salorankatu 10 FIN-24240 SALO Finland	
DRAWING TITLE			
DRAWN BY pl	DATE 25.11.2011	Datasheet Mirella reflector	
CHECKED BY	DATE	SIZE A4	DRAWING NUMBER
DESIGNED BY pl	DATE 25.11.2011	SCALE 1:1	WEIGHT (g)
		SHEET	1/1


PHOTOMETRIC DATA (MEASURED):

<p>bridgelux.</p> <p>LED BXRA LS</p> <p>FWHM 35.0°</p> <p>Efficiency 83 %</p> <p>Peak intensity 1.600 cd/lm</p> <p>Required components: C12479_MIRELLA-DL</p>		
<p>bridgelux.</p> <p>LED BXRA LS</p> <p>FWHM 27.0°</p> <p>Efficiency 89 %</p> <p>Peak intensity 2.800 cd/lm</p> <p>Required components:</p>		
<p>bridgelux.</p> <p>LED BXRA LS</p> <p>FWHM 27.0°</p> <p>Efficiency 84 %</p> <p>Peak intensity 2.400 cd/lm</p> <p>Required components: C13333_MIRELLA-CL</p>		
<p>CITIZEN</p> <p>LED CLL01x</p> <p>FWHM 39.0°</p> <p>Efficiency %</p> <p>Peak intensity cd/lm</p> <p>Required components: C12479_MIRELLA-DL</p>		

PHOTOMETRIC DATA (MEASURED):


CITIZEN

LED CLL01x
FWHM 35.0°
Efficiency 83 %
Peak intensity 1.700 cd/lm
Required components:
C13333_MIRELLA-CL



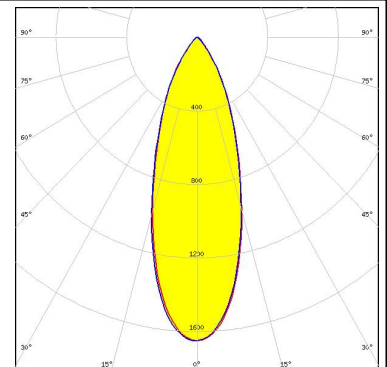

CITIZEN

LED CLL01x
FWHM 29.0°
Efficiency %
Peak intensity 3.200 cd/lm
Required components:



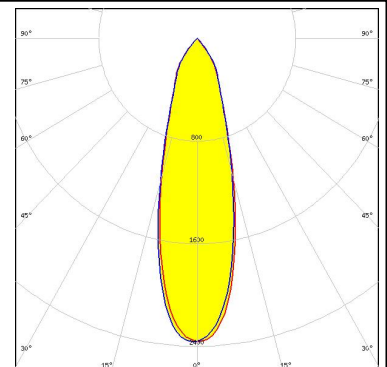

CITIZEN

LED CLL02x/CLU02x (LES10)
FWHM 35.0°
Efficiency 82 %
Peak intensity 1.650 cd/lm
Required components:
C12479_MIRELLA-DL



CITIZEN

LED CLL02x/CLU02x (LES10)
FWHM 30.0°
Efficiency 88 %
Peak intensity 2.370 cd/lm
Required components:



PHOTOMETRIC DATA (MEASURED):

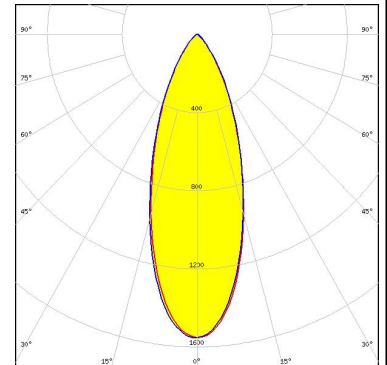

CITIZEN

LED CLL02x/CLU02x (LES10)
FWHM 30.0°
Efficiency 84 %
Peak intensity 2.200 cd/lm
Required components:
C13333_MIRELLA-CL



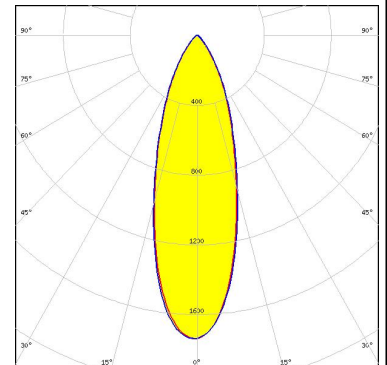

CITIZEN

LED CLL02x/CLU02x (LES10)
FWHM 37.0°
Efficiency 82 %
Peak intensity 1.550 cd/lm
Required components:
C13723_MIRELLA-RZL



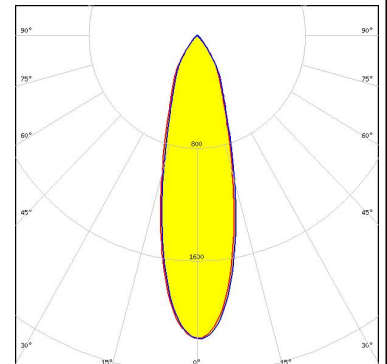

CITIZEN

LED CLU700/701
FWHM 33.0°
Efficiency 82 %
Peak intensity 1.700 cd/lm
Required components:
C13723_MIRELLA-RZL



CITIZEN

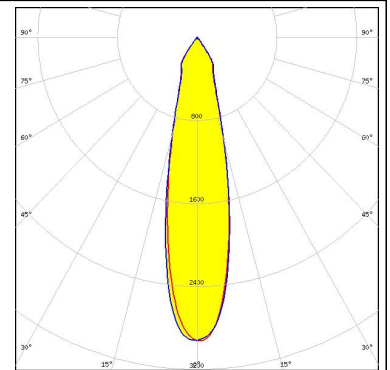
LED CLU700/701
FWHM 29.0°
Efficiency 84 %
Peak intensity 2.200 cd/lm
Required components:
C12479_MIRELLA-DL



PHOTOMETRIC DATA (MEASURED):

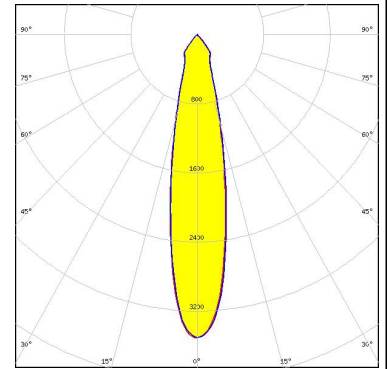
CITIZEN

LED CLU700/701
FWHM 24.0°
Efficiency 83 %
Peak intensity 2.900 cd/lm
Required components:
C13333_MIRELLA-CL



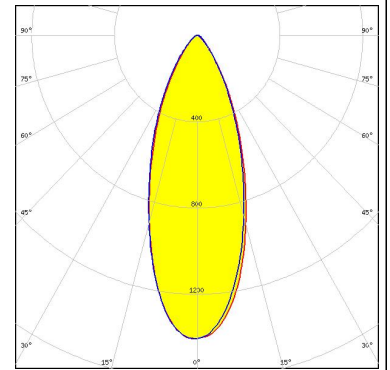

CITIZEN

LED CLU700/701
FWHM 22.0°
Efficiency 90 %
Peak intensity 3.500 cd/lm
Required components:



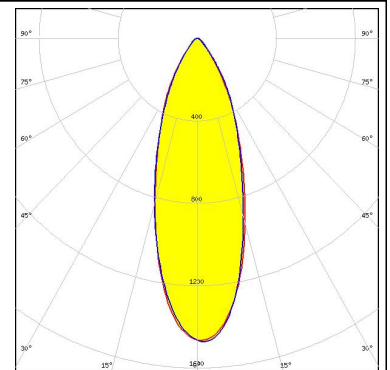

CITIZEN

LED CLU710/711
FWHM 38.0°
Efficiency 83 %
Peak intensity 1.400 cd/lm
Required components:
C13723_MIRELLA-RZL



CITIZEN

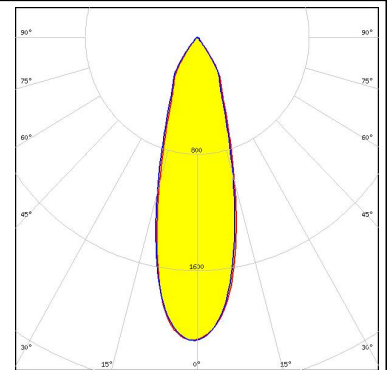

LED CLU710/711
FWHM 35.0°
Efficiency 81 %
Peak intensity 1.500 cd/lm
Required components:
C12479_MIRELLA-DL



PHOTOMETRIC DATA (MEASURED):

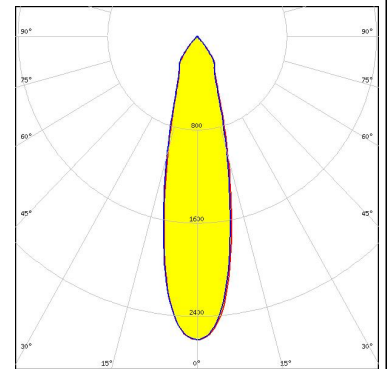

CITIZEN

LED CLU710/711
FWHM 30.0°
Efficiency 85 %
Peak intensity 2.100 cd/lm
Required components:
C13333_MIRELLA-CL



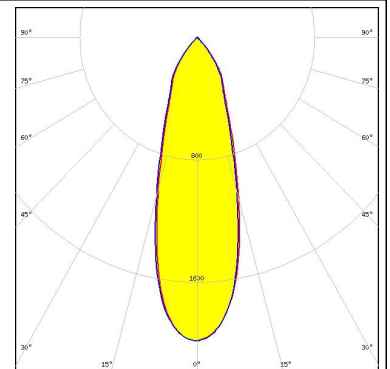

CITIZEN

LED CLU710/711
FWHM 26.0°
Efficiency 90 %
Peak intensity 2.600 cd/lm
Required components:



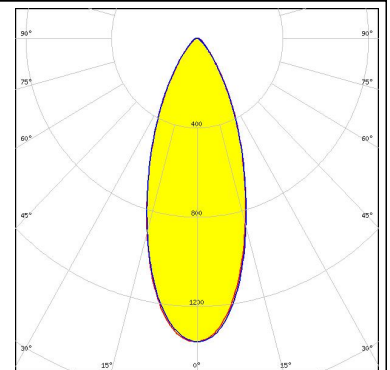

CITIZEN

LED CLU720/721
FWHM 31.0°
Efficiency 90 %
Peak intensity 2.000 cd/lm
Required components:



CITIZEN

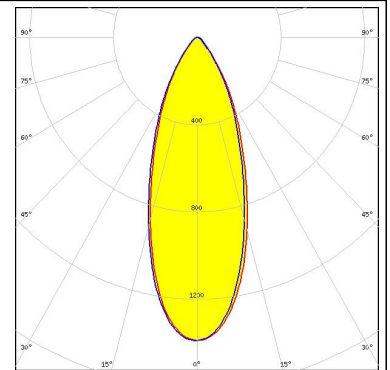

LED CLU720/721
FWHM 39.0°
Efficiency 83 %
Peak intensity 1.400 cd/lm
Required components:
C13723_MIRELLA-RZL



PHOTOMETRIC DATA (MEASURED):

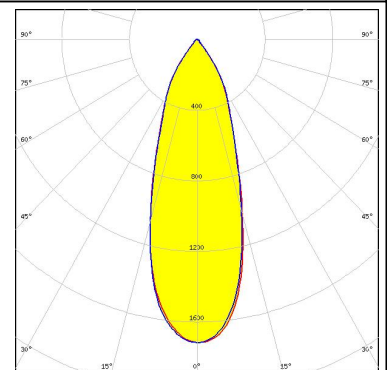

CITIZEN

LED CLU720/721
FWHM 38.0°
Efficiency 82 %
Peak intensity 1.400 cd/lm
Required components:
C12479_MIRELLA-DL





CITIZEN

LED CLU720/721
FWHM 35.0°
Efficiency 85 %
Peak intensity 1.700 cd/lm
Required components:
C13333_MIRELLA-CL




CREE

LED CXA/B 13xx
FWHM 26.0°
Efficiency 80 %
Peak intensity 2.400 cd/lm
Required components:
C12479_MIRELLA-DL



CREE

LED CXA/B 13xx
FWHM 23.0°
Efficiency 81 %
Peak intensity 2.900 cd/lm
Required components:
C13333_MIRELLA-CL



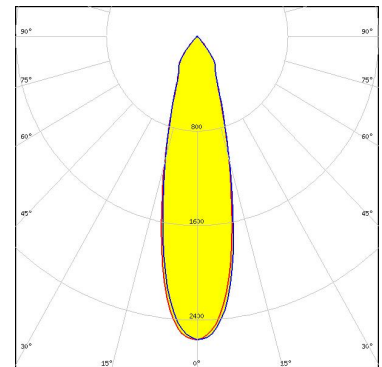

PHOTOMETRIC DATA (MEASURED):




LED CXA/B 13xx
 FWHM 20.0°
 Efficiency 85 %
 Peak intensity 3.700 cd/lm
 Required components:



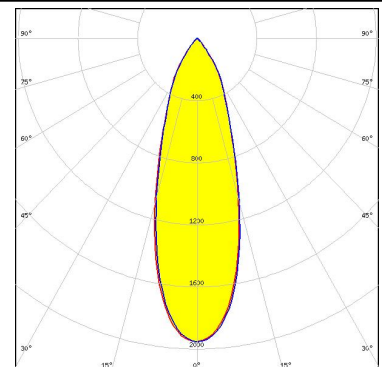

LED CXA/B 15xx
 FWHM 28.0°
 Efficiency 92 %
 Peak intensity 2.500 cd/lm
 Required components:



LED CXA/B 15xx
 FWHM 30.0°
 Efficiency 83 %
 Peak intensity 2.400 cd/lm
 Required components:
 C13333_MIRELLA-CL




LED CXA/B 15xx
 FWHM 34.0°
 Efficiency 89 %
 Peak intensity 1.700 cd/lm
 Required components:
 C12479_MIRELLA-DL




PHOTOMETRIC DATA (MEASURED):




LED CXA/B 1816 & CXA/B 1820 & CXA 1850
 FWHM 39.0°
 Efficiency 83 %
 Peak intensity 1.600 cd/lm
 Required components:
 C12479_MIRELLA-DL



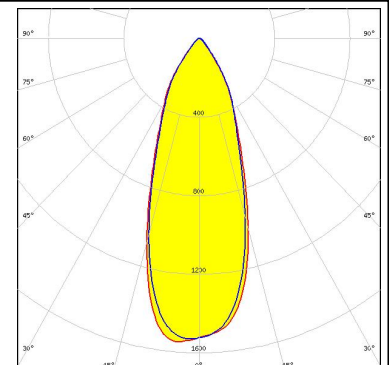

LED CXA/B 1816 & CXA/B 1820 & CXA 1850
 FWHM 37.0°
 Efficiency 82 %
 Peak intensity 1.800 cd/lm
 Required components:
 C13333_MIRELLA-CL



LED CXA/B 1816 & CXA/B 1820 & CXA 1850
 FWHM 34.0°
 Efficiency 88 %
 Peak intensity 2.000 cd/lm
 Required components:



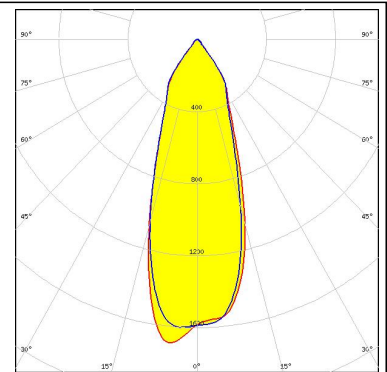

LED MHD-E/G
 FWHM 37.0°
 Efficiency 88 %
 Peak intensity 1.500 cd/lm
 Required components:
 C12479_MIRELLA-DL



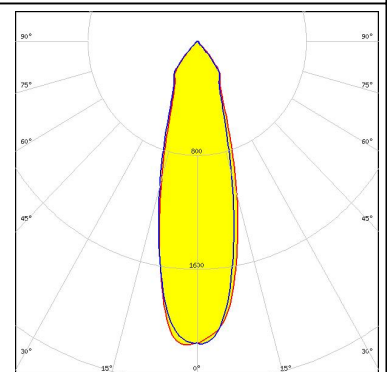

PHOTOMETRIC DATA (MEASURED):



LED MHD-E/G
 FWHM 35.0°
 Efficiency 88 %
 Peak intensity 1.700 cd/lm
 Required components:
 C13333_MIRELLA-CL




LED MHD-E/G
 FWHM 30.0°
 Efficiency 93 %
 Peak intensity 2.100 cd/lm
 Required components:



LED MT-G
 FWHM 31.0°
 Efficiency 91 %
 Peak intensity 2.122 cd/lm
 Required components:



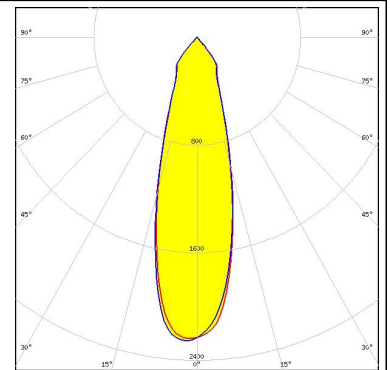

LED MT-G2
 FWHM 35.0°
 Efficiency 85 %
 Peak intensity 1.800 cd/lm
 Required components:
 C13333_MIRELLA-CL



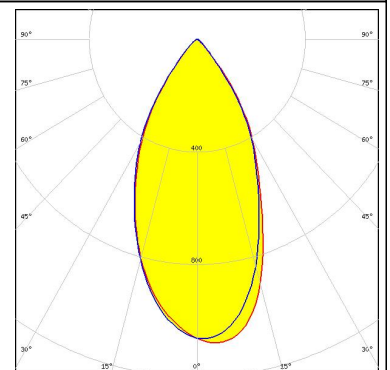

PHOTOMETRIC DATA (MEASURED):



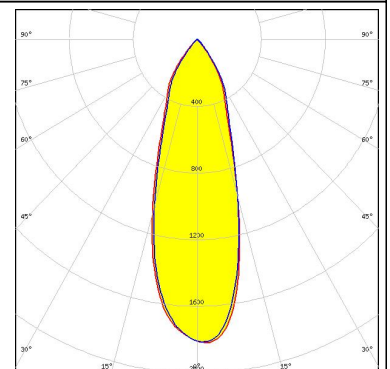

LED MT-G2
 FWHM 30.0°
 Efficiency 90 %
 Peak intensity 2.300 cd/lm
 Required components:



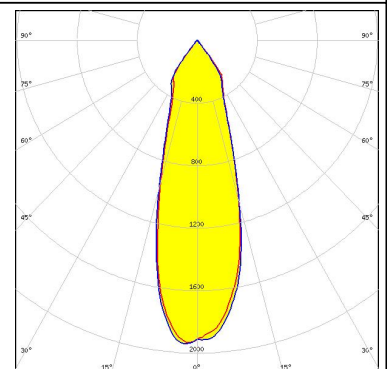

LED MT-G2
 FWHM 38.0°
 Efficiency 83 %
 Peak intensity 1.700 cd/lm
 Required components:
 C12479_MIRELLA-DL



LED XHP50
 FWHM 33.0°
 Efficiency 86 %
 Peak intensity 1.800 cd/lm
 Required components:
 C12479_MIRELLA-DL



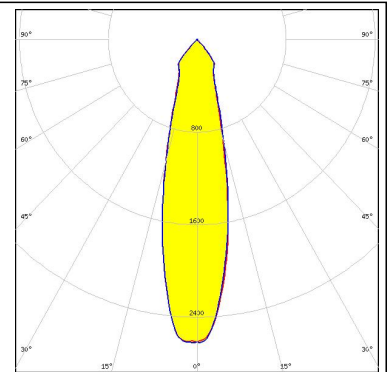

LED XHP50
 FWHM 31.0°
 Efficiency 86 %
 Peak intensity 2.000 cd/lm
 Required components:
 C13333_MIRELLA-CL



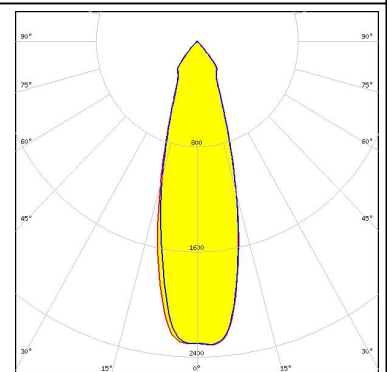

PHOTOMETRIC DATA (MEASURED):



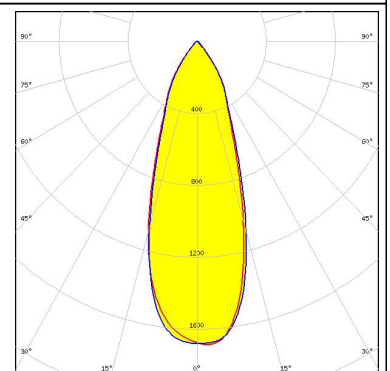

LED XHP50
 FWHM 25.0°
 Efficiency 91 %
 Peak intensity 2.600 cd/lm
 Required components:



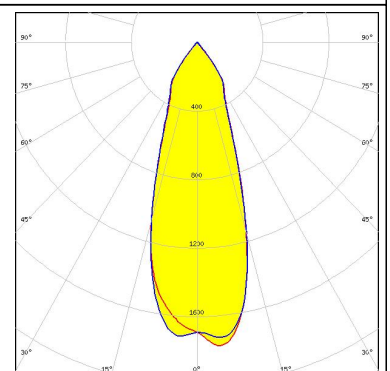

LED XHP70
 FWHM 30.0°
 Efficiency 91 %
 Peak intensity 2.300 cd/lm
 Required components:



LED XHP70
 FWHM 36.0°
 Efficiency 87 %
 Peak intensity 1.700 cd/lm
 Required components:
 C12479_MIRELLA-DL



LED XHP70
 FWHM 35.0°
 Efficiency 86 %
 Peak intensity 1.800 cd/lm
 Required components:
 C13333_MIRELLA-CL



PHOTOMETRIC DATA (MEASURED):


LG Innotek

LED COB 4W
FWHM 27.0°
Efficiency 84 %
Peak intensity 2.600 cd/lm
Required components:
C13333_MIRELLA-CL




LG Innotek

LED COB 4W
FWHM 29.0°
Efficiency 85 %
Peak intensity 2.400 cd/lm
Required components:
C12479_MIRELLA-DL



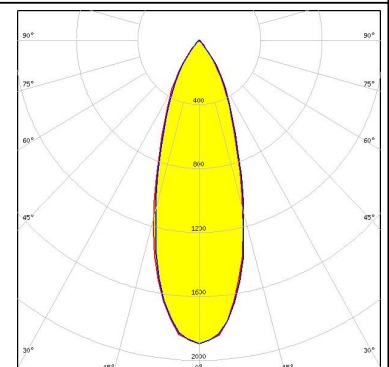

LG Innotek

LED COB 4W
FWHM 23.0°
Efficiency 90 %
Peak intensity 3.600 cd/lm
Required components:



LUMILEDS

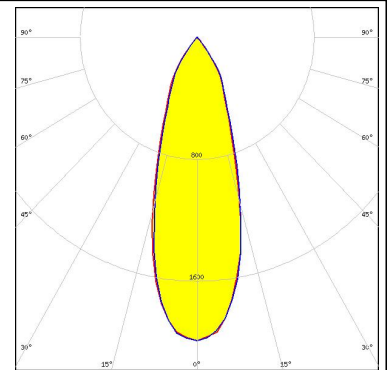
LED LUXEON CoB 1202/1203
FWHM 35.0°
Efficiency 85 %
Peak intensity 1.900 cd/lm
Required components:
C12479_MIRELLA-DL



PHOTOMETRIC DATA (MEASURED):

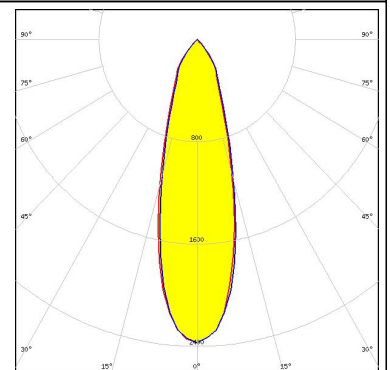
LUMILEDS

LED LUXEON CoB 1202/1203
FWHM 33.0°
Efficiency 85 %
Peak intensity 2.000 cd/lm
Required components:
C13333_MIRELLA-CL



LUMILEDS

LED LUXEON CoB 1202/1203
FWHM 29.0°
Efficiency 89 %
Peak intensity 2.400 cd/lm
Required components:




LUMILEDS

LED LUXEON S1000
FWHM 22.0°
Efficiency %
Peak intensity cd/lm
Required components:



LUMILEDS

LED LUXEON S1000
FWHM 28.0°
Efficiency %
Peak intensity cd/lm
Required components:
C12479_MIRELLA-DL



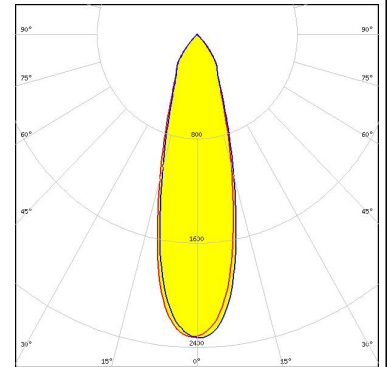

PHOTOMETRIC DATA (MEASURED):



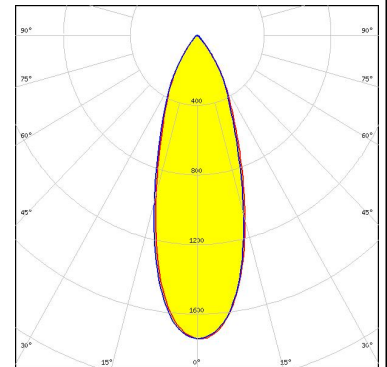

LED LUXEON S1000
 FWHM 22.0°
 Efficiency 83 %
 Peak intensity 3.400 cd/lm
 Required components:
 C13333_MIRELLA-CL



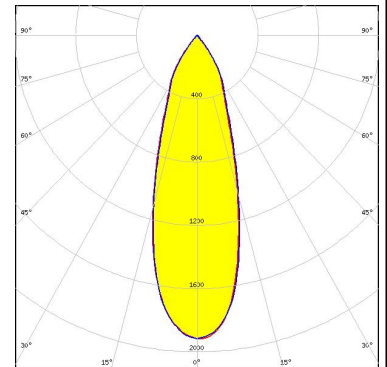

LED CXM-9
 FWHM 29.0°
 Efficiency 90 %
 Peak intensity 2.300 cd/lm
 Required components:



LED CXM-9
 FWHM 34.0°
 Efficiency 85 %
 Peak intensity 1.700 cd/lm
 Required components:
 C12479_MIRELLA-DL



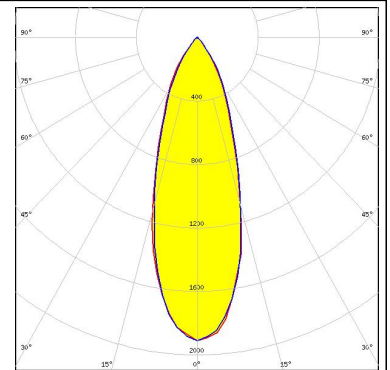

LED CXM-9
 FWHM 33.0°
 Efficiency 85 %
 Peak intensity 1.900 cd/lm
 Required components:
 C13333_MIRELLA-CL



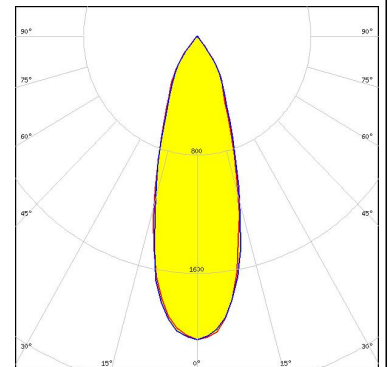
PHOTOMETRIC DATA (MEASURED):



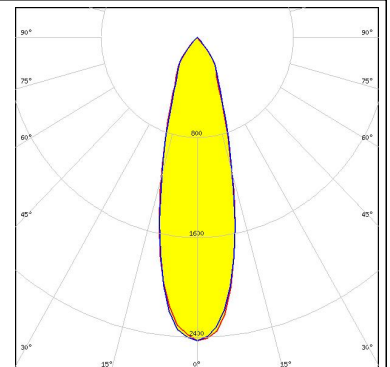
LED COB L-Type (LES 9)
 FWHM 34.0°
 Efficiency 84 %
 Peak intensity 1.900 cd/lm
 Required components:
 C12479_MIRELLA-DL



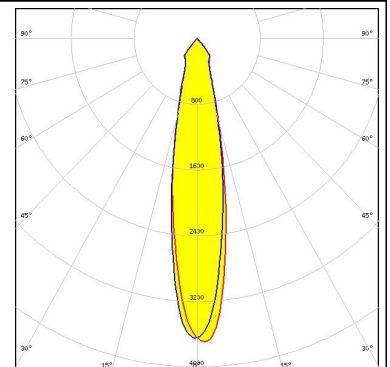

LED COB L-Type (LES 9)
 FWHM 33.0°
 Efficiency 86 %
 Peak intensity 2.100 cd/lm
 Required components:
 C13333_MIRELLA-CL



LED COB L-Type (LES 9)
 FWHM 29.0°
 Efficiency 90 %
 Peak intensity 2.400 cd/lm
 Required components:



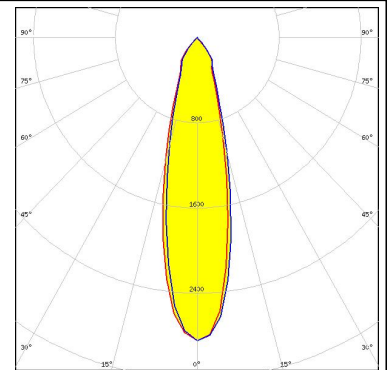
LED NFMW48xA
 FWHM 21.0°
 Efficiency 82 %
 Peak intensity 3.300 cd/lm
 Required components:



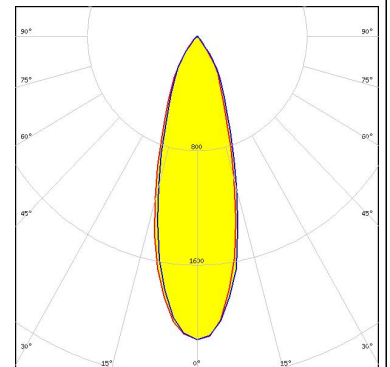
PHOTOMETRIC DATA (MEASURED):



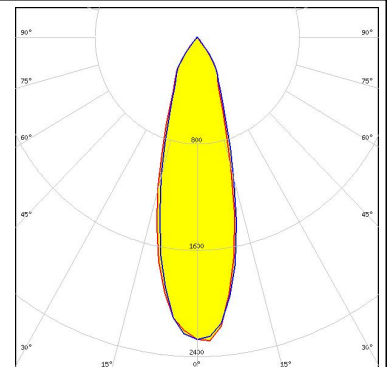

LED NSCxL036A
 FWHM 26.0°
 Efficiency 88 %
 Peak intensity 2.800 cd/lm
 Required components:




LED NSCxL036A
 FWHM 32.0°
 Efficiency 85 %
 Peak intensity 2.100 cd/lm
 Required components:
 C12479_MIRELLA-DL






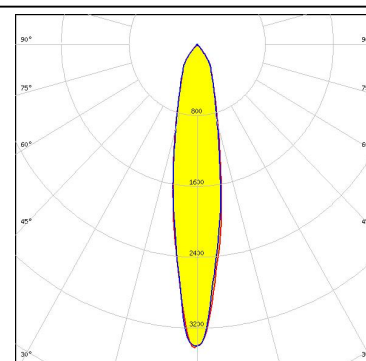

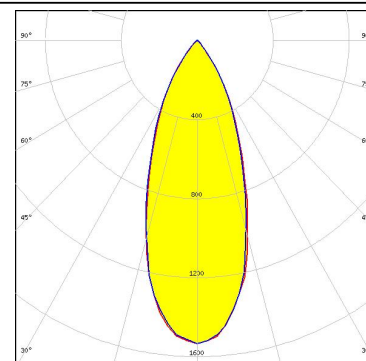
LED NSCxL036A
 FWHM 30.0°
 Efficiency 85 %
 Peak intensity 2.300 cd/lm
 Required components:
 C13333_MIRELLA-CL




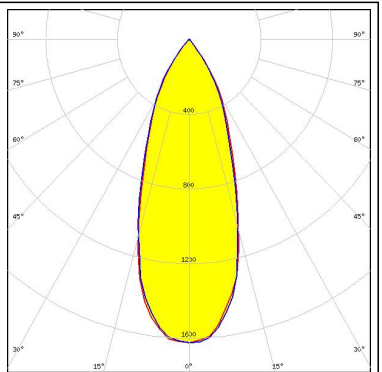

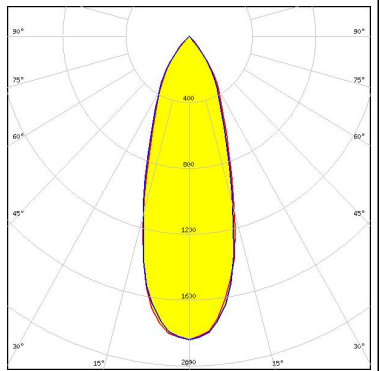

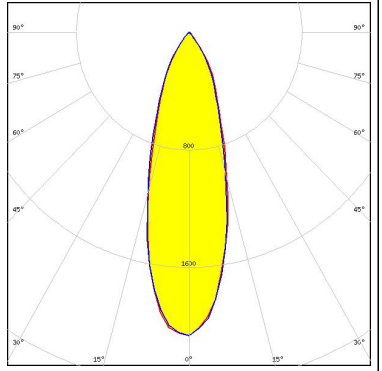

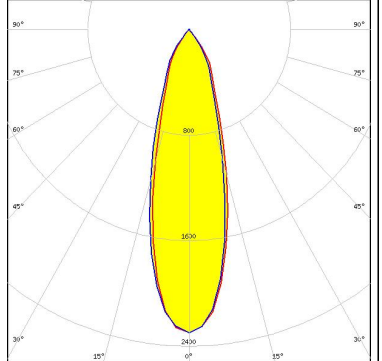
LED Duris S10
 FWHM 32.0°
 Efficiency 81 %
 Peak intensity 1.900 cd/lm
 Required components:
 C12479_MIRELLA-DL





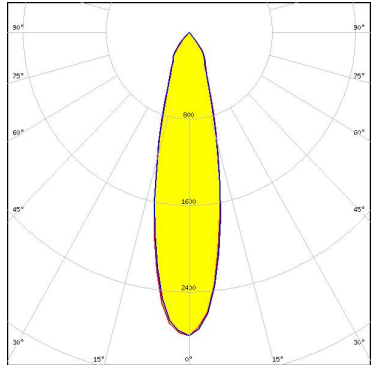
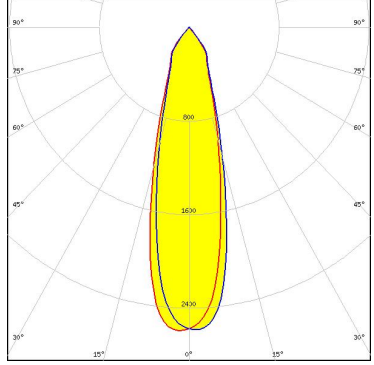

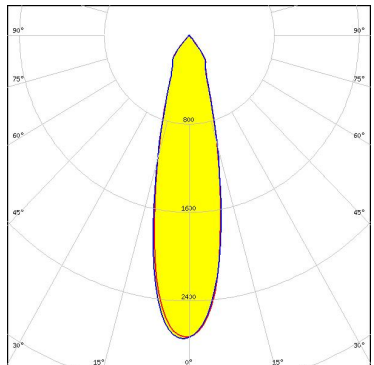

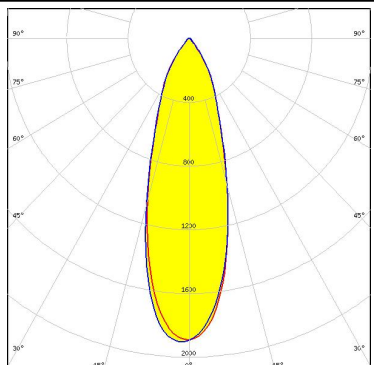
PHOTOMETRIC DATA (MEASURED):

<p>OSRAM Opto Semiconductors</p> <p>LED Duris S10 FWHM 29.0° Efficiency 83 % Peak intensity 2.500 cd/lm Required components: C13333_MIRELLA-CL</p>		
<p>OSRAM Opto Semiconductors</p> <p>LED Duris S10 FWHM 24.0° Efficiency 88 % Peak intensity 3.300 cd/lm Required components:</p>		
<p>OSRAM Opto Semiconductors</p> <p>LED Soleriq P9 FWHM 19.0° Efficiency 86 % Peak intensity 3.400 cd/lm Required components: Bender Wirth: 461 Typ L1</p>		
<p>OSRAM Opto Semiconductors</p> <p>LED Soleriq S13 FWHM 39.0° Efficiency 81 % Peak intensity 1.500 cd/lm Required components: C12479_MIRELLA-DL</p>		

PHOTOMETRIC DATA (MEASURED):

<p>OSRAM Opto Semiconductors</p> <p>LED Soleriq S13 FWHM 38.0° Efficiency 82 % Peak intensity 1.600 cd/lm Required components: C13333_MIRELLA-CL</p>		
<p>OSRAM Opto Semiconductors</p> <p>LED Soleriq S13 FWHM 35.0° Efficiency 87 % Peak intensity 1.800 cd/lm Required components:</p>		
<p>SEOL SEOUL SEMICONDUCTOR</p> <p>LED ZC4/6 FWHM 32.0° Efficiency 83 % Peak intensity 2.100 cd/lm Required components: C12479_MIRELLA-DL</p>		
<p>SEOL SEOUL SEMICONDUCTOR</p> <p>LED ZC4/6 FWHM 30.0° Efficiency 82 % Peak intensity 2.300 cd/lm Required components: C13333_MIRELLA-CL</p>		

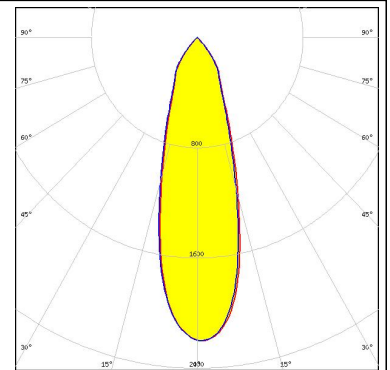

PHOTOMETRIC DATA (MEASURED):

<p> SEOUL SEMICONDUCTOR</p> <p>LED ZC4/6 FWHM 26.0° Efficiency 87 % Peak intensity 2.800 cd/lm Required components:</p>		
<p>SHARP</p> <p>LED Mini Zenigata (GW5BM) FWHM 29.0° Efficiency 90 % Peak intensity 2.700 cd/lm Required components:</p>		
<p>SHARP</p> <p>LED Mini Zenigata (GW6BM) FWHM 25.0° Efficiency 90 % Peak intensity 2.700 cd/lm Required components:</p>		
<p>SHARP</p> <p>LED Mini Zenigata (GW6BM) FWHM 30.0° Efficiency 83 % Peak intensity 1.900 cd/lm Required components: C12479_MIRELLA-DL</p>		

PHOTOMETRIC DATA (MEASURED):

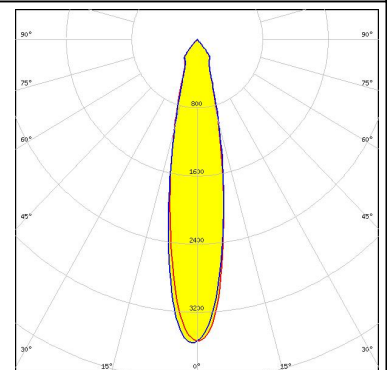

TRIDONIC

LED SLE G5 LES11
FWHM 30.0°
Efficiency 89 %
Peak intensity 2.210 cd/lm
Required components:



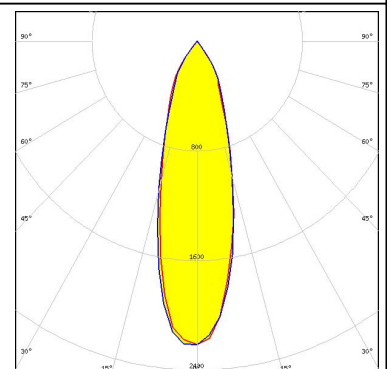

TRIDONIC

LED SLE G5 LES6
FWHM 21.0°
Efficiency 89 %
Peak intensity 3.560 cd/lm
Required components:



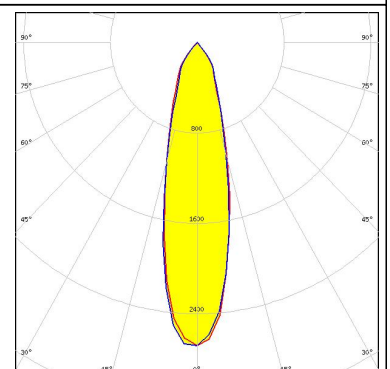

TRIDONIC

LED STARK SLE PURE G3 LES10
FWHM 30.0°
Efficiency 81 %
Peak intensity 2.200 cd/lm
Required components:
C13333_MIRELLA-CL



TRIDONIC

LED STARK SLE PURE G3 LES10
FWHM 26.0°
Efficiency 86 %
Peak intensity 2.700 cd/lm
Required components:



PHOTOMETRIC DATA (MEASURED):

TRIDONIC

LED STARK SLE PURE G3 LES10

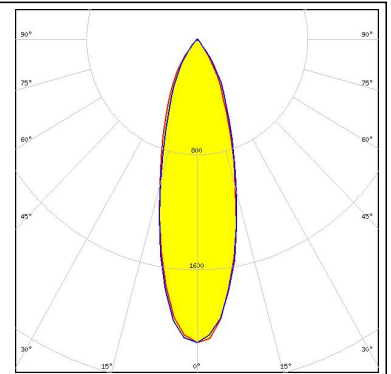
FWHM 31.0°

Efficiency 82 %

Peak intensity 2.100 cd/lm

Required components:

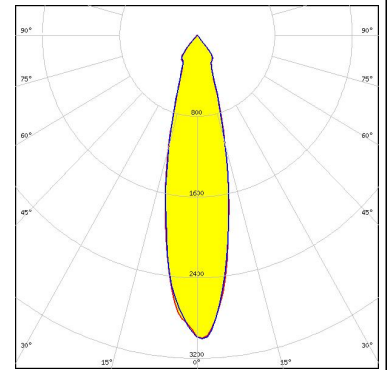
C12479_MIRELLA-DL



PHOTOMETRIC DATA (SIMULATED):

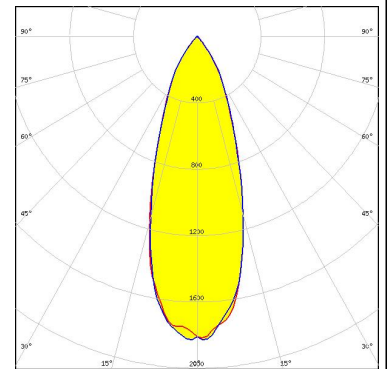
OSRAM
Opto Semiconductors

LED OSCONIQ P 7070
FWHM 25.0°
Efficiency 91 %
Peak intensity 3.000 cd/lm
Required components:



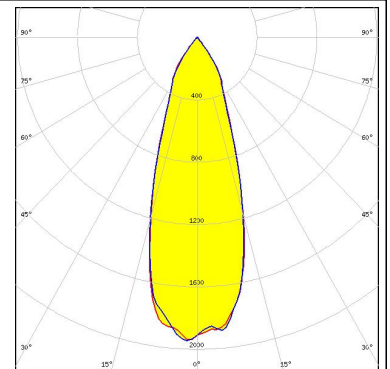
OSRAM
Opto Semiconductors

LED Soleriq S9
FWHM 35.0°
Efficiency 85 %
Peak intensity 1.900 cd/lm
Required components:
C12479_MIRELLA-DL



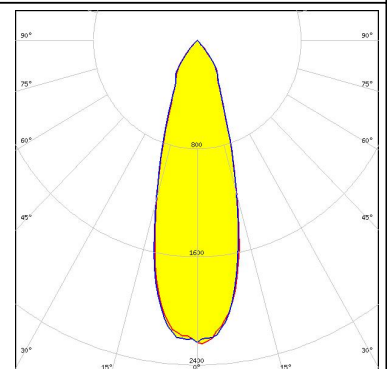
OSRAM
Opto Semiconductors

LED Soleriq S9
FWHM 34.0°
Efficiency 87 %
Peak intensity 2.000 cd/lm
Required components:
C13333_MIRELLA-CL



OSRAM
Opto Semiconductors

LED Soleriq S9
FWHM 31.0°
Efficiency 91 %
Peak intensity 2.300 cd/lm
Required components:



GENERAL INFORMATION:

NOTE: The typical beam angle will be changed by different color, chip size and chip position tolerance. The typical total beam angle is the full angle measured where the luminous intensity is half of the peak value.

Due to use of high power COB's with this product, special attention to proper thermal design is highly recommended. LEDiL has no liability for direct, indirect or consecutive damages arising from the LEDiL products being used outside of the recommended temperature range.

MATERIALS:

As part of our continuous research and improvement processes, and to ensure the best possible quality and availability of our products, LEDiL reserves the right to change material grades without notice.

PRODUCT DATA USER AGREEMENT AND DISCLAIMER:

The measured data in the provided downloadable LEDiL Product Datasheets and Mechanical 2D-Drawings is rounded and provided as reference for planning. LEDiL Oy's optical specifications have been verified by conducting performance testing of the products in accordance with the company's quality system. The reported data are averaged results of multiple measurements with typical variation. LEDiL Oy reserves the right to without prior notification make changes and improvements to its products.

LEDiL Oy assumes neither warranty, nor guarantee nor any other liability of any kind for the contents and correctness of the provided data. The provided data has been generated with highest diligence but the provided data may in reality not represent the complete possible variation range of all intrinsic parameters. Therefore, in certain cases a deviation from the provided data could occur.

LEDiL Oy reserves the right to undertake technical changes of its products without further notification which could lead to changes in the provided data. LEDiL Oy assumes no liability of any kind for the possible deviation from any provided data or any other damage resulting from the usage of the provided data.

The user agrees to this disclaimer and user agreement with the download or usage of the provided files.

LEDiL Oy

Joensuunkatu 13
FI-24240 SALO
Finland

LEDiL Inc.

228 West Page Street
Suite D
Sycamore IL 60178
USA

Local sales and technical support

www.ledil.com/where_to_buy

Shipping locations

Salo, Finland
Hong Kong, China

Distribution Partners

www.ledil.com/where_to_buy