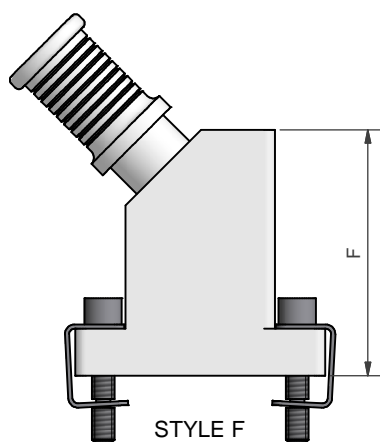
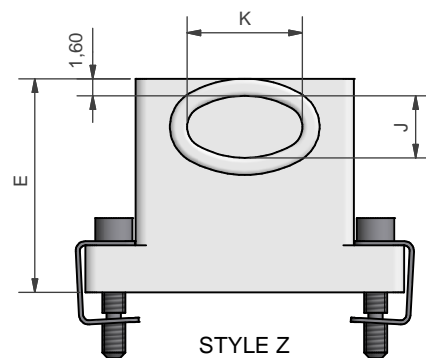


STYLE U

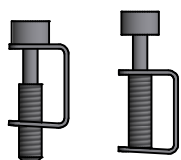
OPTIONAL
FEMALE
JACKPOSTS



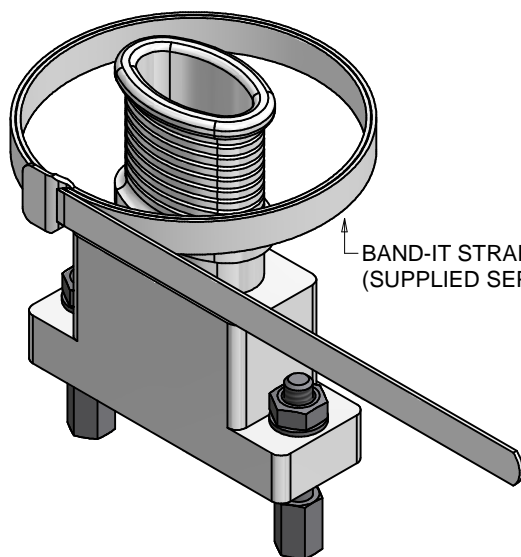
STYLE F



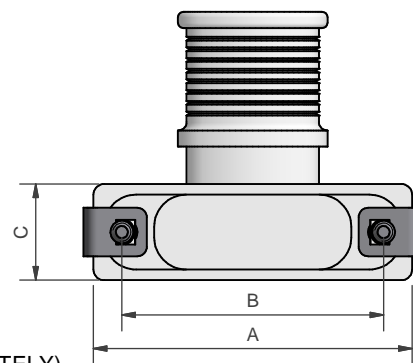
STYLE Z



FLOATING JACKSCREW OPTION



BAND-IT STRAP
(SUPPLIED SEPARATELY)



DRAWN K.SHEPPARD SALES APPR DESIGN APPR QUAL APPR	DATE 19/08/2008	3RD ANGLE PROJECTION NOT TO SCALE	POLAMCO LTD WESTON LOCK LOWER BRISTOL ROAD BATH BA2 1EP	PAGE 1	UNLESS OTHERWISE SPECIFIED ALL DIMENSIONS IN MILLIMETRES
ISSUE 6	REV 3	DCR	ASSY USED ON: MIL-DTL-83513 TITLE: MICRO-MINIATURE BAND ADAPTOR PART NUMBER: BTMMTB SERIES	MATERIAL TABLE 3	NCAGE CODE U5792
WEIGHT	GENERAL TOL LINEAR +/-0.1MM ANGULAR +/- 1°	THIS DRAWING IS COPYRIGHT AND THE PROPERTY OF POLAMCO LTD IT MUST NOT BE COPIED, USED FOR MANUFACTURE OR OTHERWISE DISCLOSED WITHOUT PRIOR WRITTEN CONSENT OF THE COMPANY.	DRAWING NO: P10381		

EXAMPLE PART NUMBER: BTMMTB-U-21-03-1-C-F	
BTMMTB =	POLAMCO SERIES
U =	STYLE
21 =	SHELL SIZE (SEE TABLE 1)
03 =	ENTRY SIZE (SEE TABLE 2A / 2B)
1 =	MATERIAL (SEE TABLE 3)
C =	PLATING (SEE TABLE 3)
F =	FEMALE JACKPOST (OMIT FOR MALE JACKSCREW)

SHELL SIZE	A	B	C	D	E	F
09	19,70	14,35	9,0	10,0	15,0	21,0
15	23,40	18,16	9,0	12,0	16,5	23,0
21	27,30	21,97	9,0	14,0	18,0	25,0
25	29,85	24,51	9,0	16,0	20,0	27,0
31	33,70	28,32	9,0	17,0	21,0	28,0
37	37,50	32,13	9,0	18,0	22,0	29,0
51	36,10	30,86	10,0	19,0	23,0	30,0
100	55,00	45,72	11,0	21,0	25,0	38,0

ENTRY SIZE	SHELL SIZE	J	K	ENTRY AREA (mm²) MIN
01	09-100	1,6	1,6	1,77
02	09-100	3,2	3,2	7,55
03	09-100	4,8	4,8	17,35
04	09-100	5,8	7,0	30,13
05	15-100	5,8	10,8	47,96
06	25-100	5,8	15,2	69,88
07	31-100	5,8	20,1	94,63
08	51-100	6,8	22,8	124,72
09	100	7,8	26,0	165,27
10	100	7,8	31,5	203,00

ENTRY SIZE	SHELL SIZE	J	K	ENTRY AREA (mm²) MIN
01	09-100	1,6	1,6	1,77
02	09-100	3,2	3,2	7,55
03	09-100	4,8	4,8	17,35
04	09-100	5,8	7,0	30,13
05	15-100	5,8	10,8	47,96
06	25-100	5,8	15,2	69,88
07	37-100	6,8	17,7	97,73
08	51-100	7,8	20,6	128,96
09	100	7,8	26,0	159,49

CODE	MATERIAL/PLATING
1-C	ALUMINIUM / ELECTROLESS NICKEL
1-B	ALUMINIUM / CADMIUM OLIVE DRAB OVER ELECTROLESS NICKEL
1-Y	ALUMINIUM / YELLOW CHROMATE OVER CADMIUM
1-ZN	ALUMINIUM / ZINC NICKEL BLACK PASSIVATE OVER ELECTROLESS NICKEL
4-J	STAINLESS STEEL / PASSIVATE

DRAWN K.SHEPPARD	DATE 19/08/2008	 3RD ANGLE PROJECTION NOT TO SCALE	 POLAMCO LTD WESTON LOCK LOWER BRISTOL ROAD BATH BA2 1EP	PAGE 2	UNLESS OTHERWISE SPECIFIED, ALL DIMENSIONS IN MILLIMETRES
SALES APPR					ASSY USED ON: MIL-DTL-83513
DESIGN APPR		THIS DRAWING IS COPYRIGHTED THE PROPERTY OF POLAMCO LTD. IT MUST NOT BE COPIED, USED FOR MANUFACTURE OR OTHERWISE DISCLOSED WITHOUT PRIOR WRITTEN CONSENT OF THE COMPANY.	TITLE: MICRO-MINIATURE BAND ADAPTOR	PART NUMBER: BTMMTB SERIES	NCAGE CODE U5792
QUAL APPR					DRAWING NO: P10381
ISSUE 6	REV 3				DCR
WEIGHT	GENERAL TOL LINEAR +/-0.1MM ANGULAR +/- 1°				