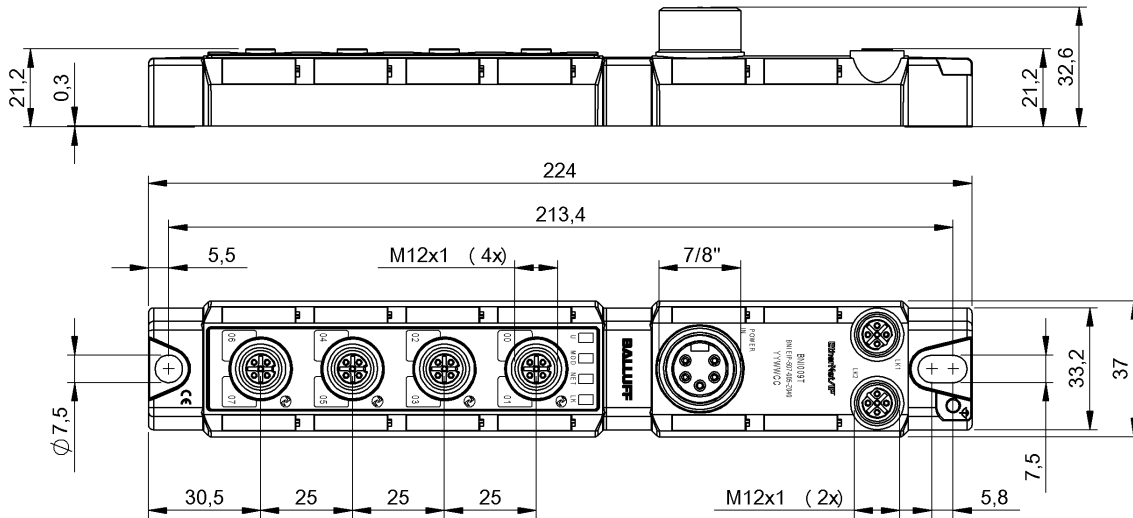


BNI EIP-507-005-Z040 BNI009T



Display/Operation

Actuator supply UA, indicator	LED green
IO-Link communication indicator	LED green
Sensor supply US indicator	LED green
Switching function display	LED yellow

Electrical connection

Contact, surface protection	nickel plated 2 µm/gold plated 0.4 µm
-----------------------------	---------------------------------------

Electrical data

Address range	IPV4
Configurable inputs/outputs	yes
Current sum UA, actuator	9.0 A
Current sum US, sensor	9.0 A
IO-Link function	Master
MTTF (40 °C)	48 a
Operating voltage Ub	18...30.2 VDC
Output current max.	2 A
Rated operating voltage Ue DC	24 V
Transfer rate	10...100 Mbit/s

Environmental conditions

Ambient temperature	-5...55 °C
EN 60068-2-6, Vibration	5...61 Hz, constant amplitude 1 mm 61...500 Hz, constant acceleration 15 g
Protection type IEC 60529	IP67 when threaded in
Storage temperature	-25...70 °C

Functional safety

Functional safety	no
Mission Time	20 a

General data

Approval/Conformity	CE
Scope of delivery	Part label (20x) Blind plugs M12 (4x) Ground strap Lock washer Short guide M4x6 screw
Style	single-row

Material

Gasket, material	FKM 75
Housing material	Zinc, Die casting
Housing shield	yes
Surface protection	Cu 15 µ Ni 15 µ

Mechanical data

Dimension	37 x 32.6 x 224 mm
Fastening detail	2-hole screw mount
Mounting ground strap	M4

Output/Interface

Auxiliary interfaces	4x IO-Link
Auxiliary interfaces, number	4x IO-Link
Digital inputs	8x PNP, Type 2
Digital outputs	8x PNP
Interface	EtherNet/IP

BNI EIP-507-005-Z040 BNI009T

IO-Link version 1.1

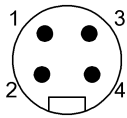
For further information on MTTF/B10d, please refer to the MTTF / B10d Certificate.

Remarks

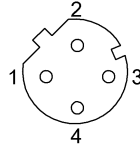
Specification of the MTTF value and the B10d value do not represent any binding quality and/or life expectancy guarantees.

Installation instructions See short guide

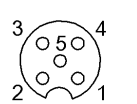
Connector view



PIN 1: +24V PIN 2: +24V PIN 3: 0V PIN 4: 0V Power IN



Ethernet IP PIN 1: Tx+ PIN 2: Rx+ PIN 3: Tx- PIN 4: Rx-



IO-Link PIN 1: +24V, 1.6A PIN 2: In-/output 2A PIN 3: 0V PIN 4: IO-Link/In-/Out 1.6A PIN 5: n.c.