

# BLM21PG600BH1#

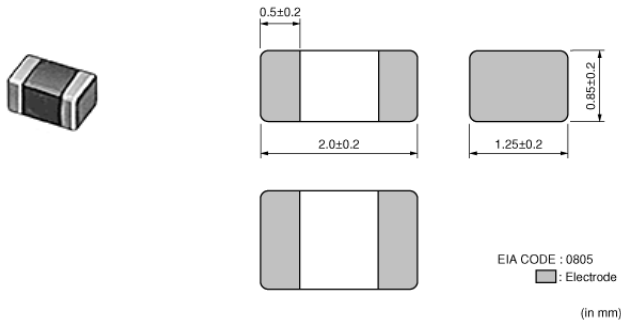
"#" indicates a package specification code.



< List of part numbers with package codes >

BLM21PG600BH1J BLM21PG600BH1D BLM21PG600BH1B

## Appearance & Shape



## Features

The chip ferrite beads BLM series is designed to function nearly as a resistor at noise frequencies, which greatly reduces the possibility of resonance and leaves signal wave forms undistorted.

BLM series is effective in circuits without stable ground lines because BLM series does not need a connection to ground.

The nickel barrier structure of the external electrodes provides excellent solder heat resistance. Also it can be used up to 150 °C.

BLM\_PG series can be used in high current circuits due to its low DC resistance. It can match power lines to a maximum of 3.3ADC.

## Applications

Automotive Usage	Powertrain/Safety
------------------	-------------------

## Packaging Information

Packaging	Specifications	Minimum Order Quantity
J	330mm Paper Tape	10000
D	180mm Paper Tape	4000
B	Bulk(Bag)	1000

### Attention

1.This datasheet is downloaded from the website of Murata Manufacturing Co., Ltd. Therefore, it's specifications are subject to change or our products in it may be discontinued without advance notice. Please check with our sales representatives or product engineers before ordering.

2.This datasheet has only typical specifications because there is no space for detailed specifications.

Therefore, please review our product specifications or consult the approval sheet for product specifications before ordering.

# BLM21PG600BH1#

“#” indicates a package specification code.



## Specifications

Shape	SMD	Number of Circuit	1
Size Code (in mm)	2012		
Size Code (in inch)	0805		
Length	2.0mm		
Length Tolerance	±0.2mm		
Width	1.25mm		
Width Tolerance	±0.2mm		
Thickness	0.85mm		
Thickness Tolerance	±0.2mm		
Impedance (at 100MHz)	60Ω		
Impedance (at 100MHz) Tolerance	±25%		
Rated Current (at 85°C)	1.9A		
Rated Current (at 125°C)	1.9A		
Rated Current (at 150°C)	10mA		
DC Resistance(max.)	0.02Ω		
Operating Temperature Range	-55°C to 150°C		
Mass(typ.)	0.01g		

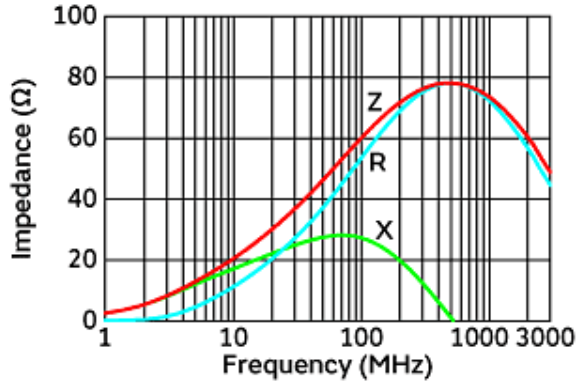
**Attention**

- 1.This datasheet is downloaded from the website of Murata Manufacturing Co., Ltd. Therefore, it's specifications are subject to change or our products in it may be discontinued without advance notice. Please check with our sales representatives or product engineers before ordering.
- 2.This datasheet has only typical specifications because there is no space for detailed specifications.  
 Therefore, please review our product specifications or consult the approval sheet for product specifications before ordering.

# BLM21PG600BH1#

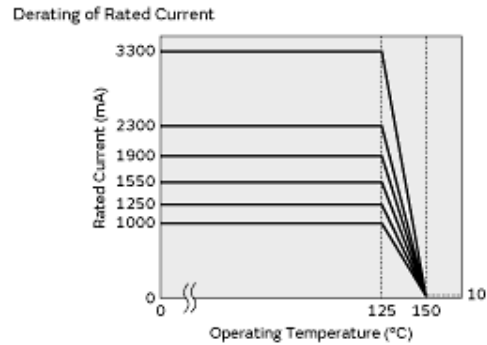
"#" indicates a package specification code.

## Product Data



Impedance-Frequency Characteristics

In operating temperature exceeding +125°C, derating of current is necessary for BLM21PG\_BH1 series. Please apply the derating curve shown in chart according to the operating temperature.



Derating of Rated Current



Equivalent Circuit

**Attention**

- 1.This datasheet is downloaded from the website of Murata Manufacturing Co., Ltd. Therefore, it's specifications are subject to change or our products in it may be discontinued without advance notice. Please check with our sales representatives or product engineers before ordering.
- 2.This datasheet has only typical specifications because there is no space for detailed specifications. Therefore, please review our product specifications or consult the approval sheet for product specifications before ordering.