

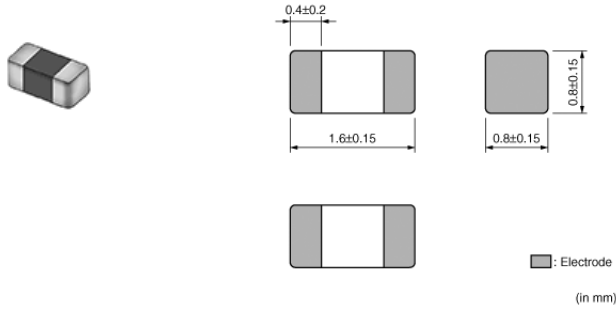
BLM18DN601SZ1#

“#” indicates a package specification code.



< List of part numbers with package codes >
BLM18DN601SZ1D BLM18DN601SZ1J BLM18DN601SZ1B

Appearance & Shape



Features

Chip ferrite beads for high frequency noise suppression over a wide frequency range.

Features

1. High impedance characteristic in 1GHz or higher frequency
2. High impedance characteristic over a wide frequency band range of 100MHz to 6GHz
3. Low DC Resistance enables large Rated Current

Applications

Automotive Usage	Infotainment
------------------	--------------

Packaging Information

Packaging	Specifications	Minimum Order Quantity
D	180mm Paper Tape	4000
J	330mm Paper Tape	10000
B	Bulk(Bag)	1000

Attention

- 1.This datasheet is downloaded from the website of Murata Manufacturing Co., Ltd. Therefore, it's specifications are subject to change or our products in it may be discontinued without advance notice. Please check with our sales representatives or product engineers before ordering.
- 2.This datasheet has only typical specifications because there is no space for detailed specifications.
Therefore, please review our product specifications or consult the approval sheet for product specifications before ordering.

BLM18DN601SZ1#

“#” indicates a package specification code.



Specifications

Shape	SMD	Mass(typ.)	0.004g
Size Code (in mm)	1608	Number of Circuit	1
Size Code (in inch)	0603		
Length	1.6mm		
Length Tolerance	±0.15mm		
Width	0.8mm		
Width Tolerance	±0.15mm		
Thickness	0.8mm		
Thickness Tolerance	±0.15mm		
Impedance (at 100MHz)	600Ω		
Impedance (at 100MHz) Tolerance	±25%		
Impedance (at 1GHz)	1500Ω		
Impedance (at 1GHz) Tolerance	±30%		
Rated Current (at 85°C)	700mA		
Rated Current (at 125°C)	450mA		
DC Resistance(max.)	0.435Ω		
Operating Temperature Range	-55°C to 125°C		

Attention

1.This datasheet is downloaded from the website of Murata Manufacturing Co., Ltd. Therefore, it's specifications are subject to change or our products in it may be discontinued without advance notice. Please check with our sales representatives or product engineers before ordering.

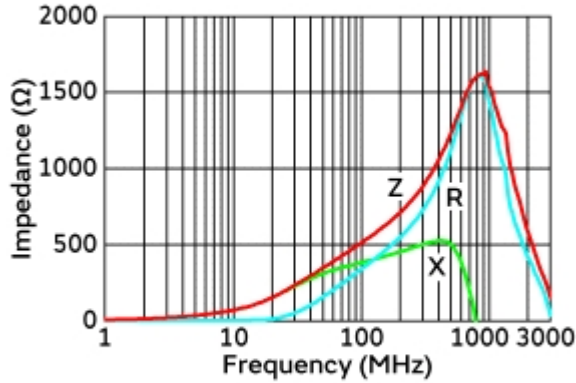
2.This datasheet has only typical specifications because there is no space for detailed specifications.

Therefore, please review our product specifications or consult the approval sheet for product specifications before ordering.

BLM18DN601SZ1#

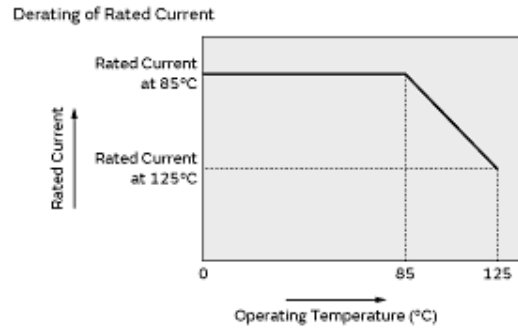
"#" indicates a package specification code.

Product Data

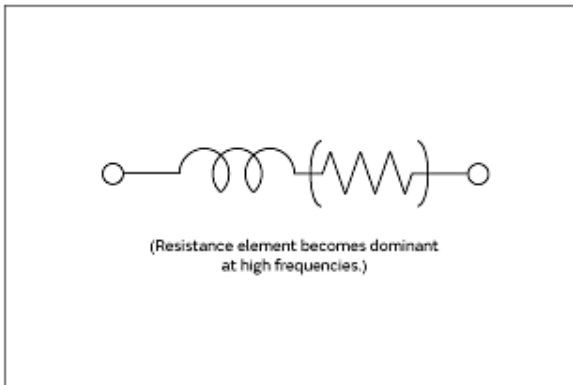


Impedance-Frequency Characteristics

In operating temperature exceeding +85°C, derating of current is necessary for this series.
Please apply the derating curve shown in chart according to the operating temperature.



Derating of Rated Current



Equivalent Circuit

Attention

- 1.This datasheet is downloaded from the website of Murata Manufacturing Co., Ltd. Therefore, it's specifications are subject to change or our products in it may be discontinued without advance notice. Please check with our sales representatives or product engineers before ordering.
 - 2.This datasheet has only typical specifications because there is no space for detailed specifications.
- Therefore, please review our product specifications or consult the approval sheet for product specifications before ordering.