

BLM03PX121SN1#

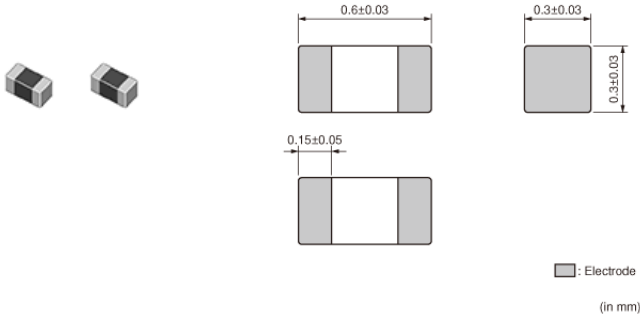
“#” indicates a package specification code.



< List of part numbers with package codes >

BLM03PX121SN1D BLM03PX121SN1J BLM03PX121SN1B

Appearance & Shape



Features

1. The chip ferrite beads BLM series is designed to function nearly as a resistor at noise frequencies, which greatly reduces the possibility of resonance and leaves signal wave forms undistorted. BLM series is effective in circuits without stable ground lines because BLM series does not need a connection to ground.
2. The nickel barrier structure of the external electrodes provides excellent solder heat resistance.
3. BLM_P series can be used in high current circuits due to its low DC resistance. It can match power lines to a maximum of 6ADC.

Applications

Other Usage	For general
-------------	-------------

Packaging Information

Packaging	Specifications	Minimum Order Quantity
D	180mm Paper Tape	15000
J	330mm Paper Tape	50000
B	Bulk(Bag)	1000

Attention

1. This datasheet is downloaded from the website of Murata Manufacturing Co., Ltd. Therefore, it's specifications are subject to change or our products in it may be discontinued without advance notice. Please check with our sales representatives or product engineers before ordering.
2. This datasheet has only typical specifications because there is no space for detailed specifications. Therefore, please review our product specifications or consult the approval sheet for product specifications before ordering.

BLM03PX121SN1#

“#” indicates a package specification code.



Specifications

Shape	SMD
Size Code (in mm)	0603
Size Code (in inch)	0201
Length	0.6mm
Length Tolerance	±0.03mm
Width	0.3mm
Width Tolerance	±0.03mm
Thickness	0.3mm
Thickness Tolerance	±0.03mm
Impedance (at 100MHz)	120Ω
Impedance (at 100MHz) Tolerance	±25%
Rated Current (at 85°C)	900mA
Rated Current (at 125°C)	700mA
DC Resistance(max.)	0.16Ω
Operating Temperature Range	-55°C to 125°C
Mass(typ.)	0.0003g
Number of Circuit	1

Attention

1.This datasheet is downloaded from the website of Murata Manufacturing Co., Ltd. Therefore, it's specifications are subject to change or our products in it may be discontinued without advance notice. Please check with our sales representatives or product engineers before ordering.

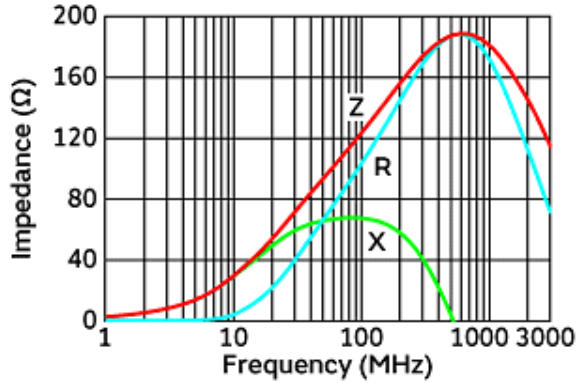
2.This datasheet has only typical specifications because there is no space for detailed specifications.

Therefore, please review our product specifications or consult the approval sheet for product specifications before ordering.

BLM03PX121SN1#

“#” indicates a package specification code.

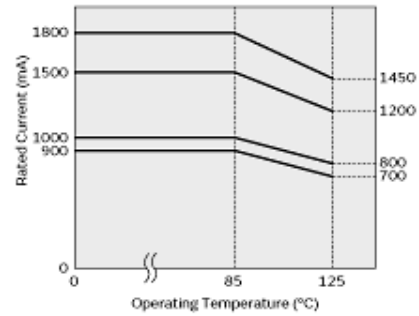
Product Data



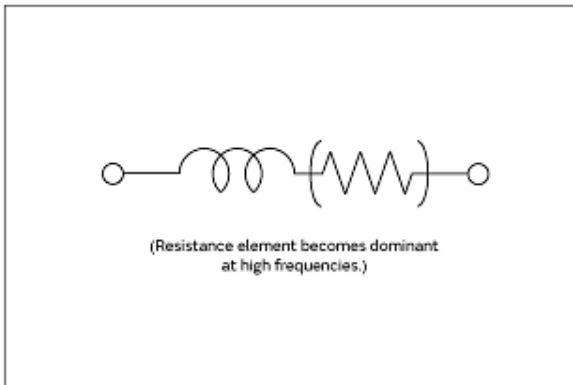
Impedance-Frequency Characteristics

In operating temperature exceeding +85°C, derating of current is necessary for BLM03PX_S□1 series. Please apply the derating curve shown in chart according to the operating temperature.

Derating of Rated Current



Derating of Rated Current



Equivalent Circuit

Attention

- 1.This datasheet is downloaded from the website of Murata Manufacturing Co., Ltd. Therefore, it's specifications are subject to change or our products in it may be discontinued without advance notice. Please check with our sales representatives or product engineers before ordering.
- 2.This datasheet has only typical specifications because there is no space for detailed specifications. Therefore, please review our product specifications or consult the approval sheet for product specifications before ordering.