

BLM02PX330SN1#

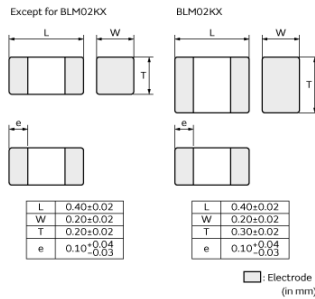
“#” indicates a package specification code.



< List of part numbers with package codes >

BLM02PX330SN1D BLM02PX330SN1B

Appearance & Shape



Features

1. The chip ferrite beads BLM02P series is designed to function nearly as a resistor at noise frequencies, which greatly reduces the possibility of resonance and leaves signal wave forms undistorted. BLM02P series is effective in circuits without stable ground lines because BLM02P series does not need a connection to ground.
2. The nickel barrier structure of the external electrodes provides excellent solder heat resistance.
3. BLM02P series can be used in high current circuits due to its low DC resistance. It can match power lines to a maximum of 1.1ADC.
4. The small size of BLM02P series (0.4x0.2mm) is suitable for advanced high-density mounting.

Applications

Other Usage	For general
-------------	-------------

Packaging Information

Packaging	Specifications	Minimum Order Quantity
D	180mm Paper Tape	20000
B	Bulk(Bag)	1000

Attention

1. This datasheet is downloaded from the website of Murata Manufacturing Co., Ltd. Therefore, it's specifications are subject to change or our products in it may be discontinued without advance notice. Please check with our sales representatives or product engineers before ordering.
2. This datasheet has only typical specifications because there is no space for detailed specifications. Therefore, please review our product specifications or consult the approval sheet for product specifications before ordering.

BLM02PX330SN1#

“#” indicates a package specification code.



Specifications

Shape	SMD
Size Code (in mm)	0402
Size Code (in inch)	01005
Length	0.4mm
Length Tolerance	±0.02mm
Width	0.2mm
Width Tolerance	±0.02mm
Thickness	0.2mm
Thickness Tolerance	±0.02mm
Impedance (at 100MHz)	33Ω
Impedance (at 100MHz) Tolerance	±25%
Rated Current (at 85°C)	550mA
Rated Current (at 125°C)	400mA
DC Resistance(max.)	0.2Ω
Operating Temperature Range	-55°C to 125°C
Mass(typ.)	0.08mg
Number of Circuit	1

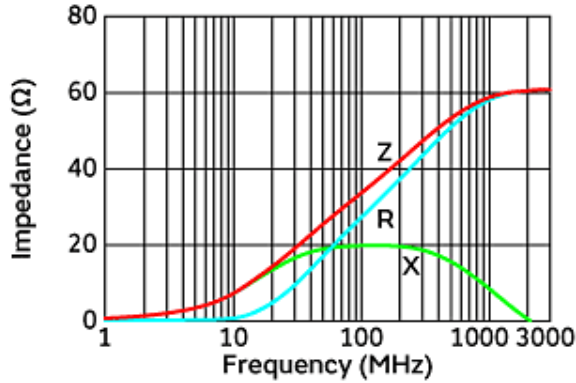
Attention

- 1.This datasheet is downloaded from the website of Murata Manufacturing Co., Ltd. Therefore, it's specifications are subject to change or our products in it may be discontinued without advance notice. Please check with our sales representatives or product engineers before ordering.
- 2.This datasheet has only typical specifications because there is no space for detailed specifications.
Therefore, please review our product specifications or consult the approval sheet for product specifications before ordering.

BLM02PX330SN1#

“#” indicates a package specification code.

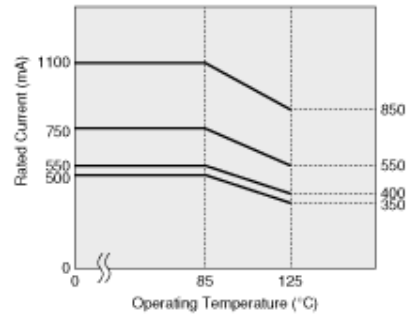
Product Data



Impedance-Frequency Characteristics

In operating temperature exceeding +85°C, derating of current is necessary for BLM02PX series. Please apply the derating curve shown in chart according to the operating temperature.

Derating of Rated Current



Derating of Rated Current



Equivalent Circuit

Attention

- 1.This datasheet is downloaded from the website of Murata Manufacturing Co., Ltd. Therefore, it's specifications are subject to change or our products in it may be discontinued without advance notice. Please check with our sales representatives or product engineers before ordering.
- 2.This datasheet has only typical specifications because there is no space for detailed specifications. Therefore, please review our product specifications or consult the approval sheet for product specifications before ordering.