

1) LED function indicator, 2) LED function indicator, 3) Teach-In button, 4) Encoder



Basic features

Application	Positioning
Approval/Conformity	CE cURus EAC WEEE
Basic standard	IEC 60947-5-2 IEC 60947-5-7

Display/Operation

Function indicator	Adjustment indicator
Power indicator	no

Electrical connection

Cable diameter D	3.00 mm
Cable length L	2 m
Conductor cross-section	0.14 mm ²
Connection type	Cable, 2.00 m, PUR
Number of conductors	3
Polarity reversal protected	yes
Protection against device mix-ups	yes
Short-circuit protection	yes

Electrical data

Load resistance RL min.	2000 Ohm
No-load current Io max. at Ue	20 mA
Operating voltage Ub	15...30 VDC
Rated insulation voltage Ui	75 V DC
Rated operating voltage Ue DC	24 V
Ripple max. (% of Ue)	10 %
Slope U	0.71 V/mm

Inductive Sensors
BIP AD0-B014-01-EP02
Order Code: BIP0001



Environmental conditions

Ambient temperature	-25...70 °C
Contamination scale	3
EN 60068-2-27, Shock	Half-sinus, 30 gn, 11 ms
EN 60068-2-6, Vibration	55 Hz, amplitude 1 mm, 3x30 min
Protection degree	IP67

Functional safety

MTTF (40 °C)	250 a
--------------	-------

Material

Cable shield	no
Housing material	PA
Material jacket	PUR
Material sensing surface	PA

Mechanical data

Dimension	35 x 35 x 31 mm
Tightening torque max.	0.5 Nm

Output/Interface

Analog output	Analog, voltage 0...10 V
Output characteristic	Adjustable
Output voltage at SI max.	10 V
Output voltage at SI min.	0 V
Output voltage at Se	5 V

Range/Distance

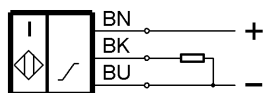
Linearity range SI	0...14 mm
Measuring range	0...14 mm
Non-linearity max.	±250 µm
Repeat accuracy per BWN	±80 µm
Temperature drift max. from end value	±3.0 %

Remarks

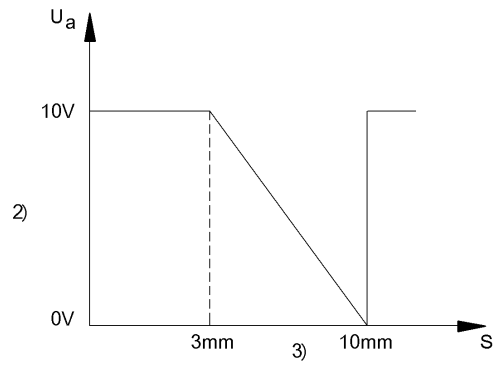
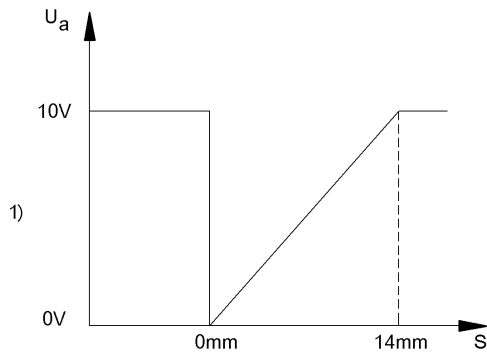
Specification applies to the recommended position encoders BAM TG-XE-001 and BAM TG-XE-002 at D = 2 mm
 Please refer to manual.
 The working range is teachable with the aid of the scanner.
 For more information about MTTF and B10d see MTTF / B10d Certificate

Indication of the MTTF- / B10d value does not represent a binding composition and/or life expectancy assurance; these are simply experiential values with no warranty implications. These declared values also do not extend the expiration period for defect claims or affect it in any way.

Wiring Diagrams



Technical Drawings



- 1) Standard characteristic curve
- 2) Reduced measuring range
- 3) Minimum width 7 mm