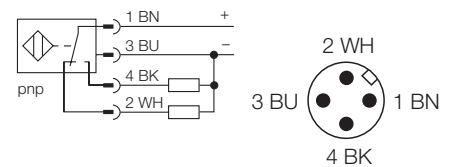


- Threaded barrel, M18 x 1
- Chrome-plated brass
- factor 1 for all metals
- degree of protection IP68
- magnetic field immune
- high switching distance
- recessed mounting possible
- 4-wire DC, 10...55 VDC
- change-over, pnp output
- connector, M12 x 1

Wiring diagram



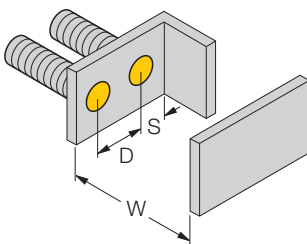
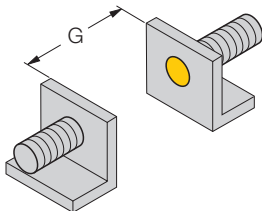
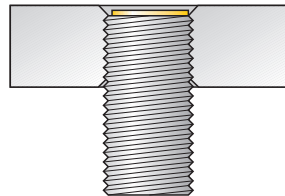
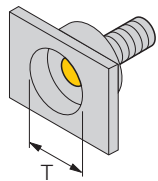
Functional principle

Inductive sensors are designed for wear-free and non-contact detection of metal objects. uprox+ sensors have considerable advantages due to their patented multi-coil system. They excel in highest switching distances, maximum flexibility and operational reliability as well as efficient standardisation.

Type	Bi8U-M18M-VP44X-H1141
Ident-No.	1634877
Rated operating distance Sn	8 mm
Mounting condition	flush
Assured sensing range	≤ (0,81 x Sn) mm
Repeatability	≤ 2 %
Temperature drift	≤ ± 10 %
Hysteresis	≤ ± 15 %, ≤ -25 °C v ≥ +70 °C
Ambient temperature	3... 15 %
	-30...+ 85 °C
Operating voltage	10... 55VDC
Residual ripple	≤ 10 % U _{SS}
DC rated operational current	≤ 200 mA
No-load current I ₀	≤ 20 mA
Residual current	≤ 0.1 mA
Rated insulation voltage	≤ 0.5 kV
Short-circuit protection	yes / cyclic
Voltage drop at I _e	≤ 1.8V
Wire breakage / Reverse polarity protection	yes / complete
Output function	4-wire, change-over, pnp
Insulation class	□
Switching frequency	≤ 1.5 kHz
Housing	threaded barrel, M18 x 1
Dimensions	61.5 mm
Housing material	metal, CuZn, chrome-plated
Material active face	plastic, LCP-GF30
Tightening torque of housing nut	25 Nm
Connection	Connectors, M12 x 1
Vibration resistance	55 Hz (1 mm)
Shock resistance	30g (11 ms)
Degree of protection	IP68
Display switch state	LED yellow

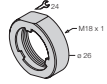
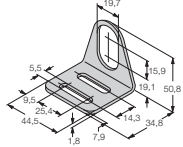
Mounting instructions	minimum distances
Distance D	36 mm
Distance W	24 mm
Distance T	54 mm
Distance S	27 mm
Distance G	48 mm

Diameter of the active area B Ø 18 mm



All flush mountable uprox+ threaded barrel switches allow recessed mounting. Safe operation is ensured if the sensor is recessed mounted by half a turn of the thread.

Accessories

Type code	Ident-No.	Short text	Dimension drawing
PN-M18	6905310	Screw cap; material: Stainless steel A2 1.4305 (AISI 303)	
MW-18	6945004	mounting bracket; material: stainless steel A2 1.4301 (AISI 304)	
BSS-18	6901320	fixing clamp; material: polypropylene	