
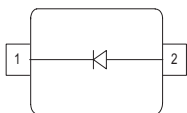


Silicon Tuning Diode

- For VHF TV tuners
- Very high capacitance ratio
- Low series resistance
- Excellent uniformity and matching due to "in-line" matching assembly procedure
- Pb-free (RoHS compliant) package


BB669
BB689
BB689-02V


| Type | Package | Configuration | L_S (nH) | Marking |
|-----------|---------|---------------|------------|---------|
| BB669 | SOD323 | single | 1.8 | red 1 |
| BB689 | SCD80 | single | 0.6 | EE |
| BB689-02V | SC79 | single | 0.6 | E |

Maximum Ratings at $T_A = 25^\circ\text{C}$, unless otherwise specified

| Parameter | Symbol | Value | Unit |
|--|-----------|-------------|------------------|
| Diode reverse voltage | V_R | 30 | V |
| Peak reverse voltage ($R \leq 5\text{k}\Omega$) | V_{RM} | 35 | |
| Forward current | I_F | 20 | mA |
| Operating temperature range | T_{op} | -55 ... 150 | $^\circ\text{C}$ |
| Storage temperature | T_{stg} | -55 ... 150 | |

Electrical Characteristics at $T_A = 25^\circ\text{C}$, unless otherwise specified

| Parameter | Symbol | Values | | | Unit |
|---|--------|--------|------|------|------|
| | | min. | typ. | max. | |
| DC Characteristics | | | | | |
| Reverse current | I_R | | | | nA |
| $V_R = 30\text{ V}$ | | - | - | 10 | |
| $V_R = 30\text{ V}, T_A = 85^\circ\text{C}$ | | - | - | 200 | |

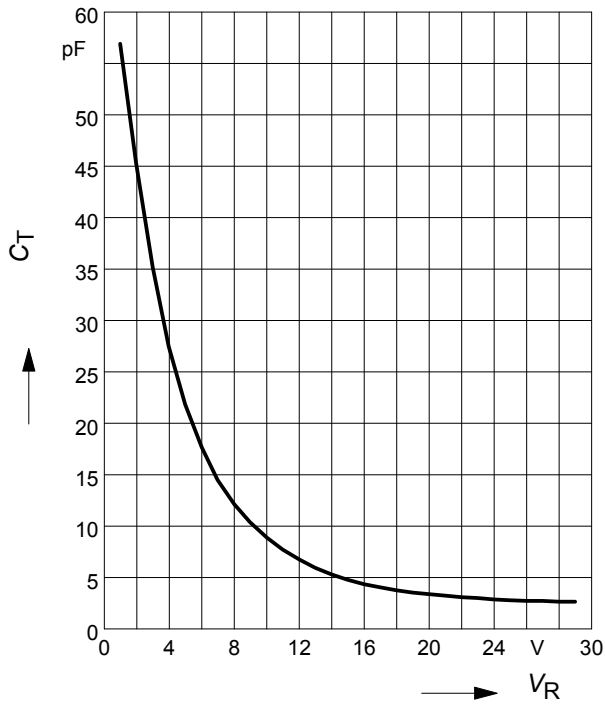
Electrical Characteristics at $T_A = 25^\circ\text{C}$, unless otherwise specified

| Parameter | Symbol | Values | | | Unit |
|---|------------------|--------|------|------|----------|
| | | min. | typ. | max. | |
| AC Characteristics | | | | | |
| Diode capacitance | C_T | | | | pF |
| $V_R = 1\text{ V}, f = 1\text{ MHz}$ | | 51 | 56.5 | 61.5 | |
| $V_R = 2\text{ V}, f = 1\text{ MHz}$ | | 39.6 | 43.4 | 47.2 | |
| $V_R = 25\text{ V}, f = 1\text{ MHz}$ | | 2.6 | 2.8 | 3 | |
| $V_R = 28\text{ V}, f = 1\text{ MHz}$ | | 2.5 | 2.7 | 2.9 | |
| Capacitance ratio | C_{T1}/C_{T28} | 18 | 20.9 | 23.2 | - |
| $V_R = 1\text{ V}, V_R = 28\text{ V}, f = 1\text{ MHz}$ | | | | | |
| Capacitance ratio | C_{T2}/C_{T25} | 14.5 | 15.5 | 17 | |
| $V_R = 2\text{ V}, V_R = 25\text{ V}, f = 1\text{ MHz}$ | | | | | |
| Capacitance matching ¹⁾ | $\Delta C_T/C_T$ | - | - | 2 | % |
| $V_R = 1 \dots 28\text{ V}, f = 1\text{ MHz}, 7\text{ diodes sequence}$ | | | | | |
| Series resistance | r_S | - | 0.85 | 1.2 | Ω |
| $V_R = 8\text{ V}, f = 470\text{ MHz}$ | | | | | |
| Series inductance | L_S | - | 0.6 | - | nH |

¹For details please refer to Application Note 047

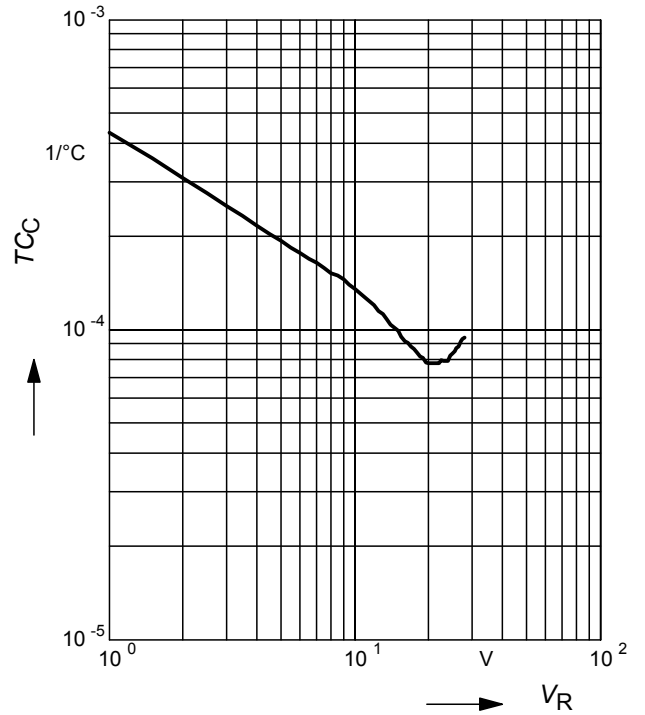
Diode capacitance $C_T = f(V_R)$

$f = 1\text{MHz}$



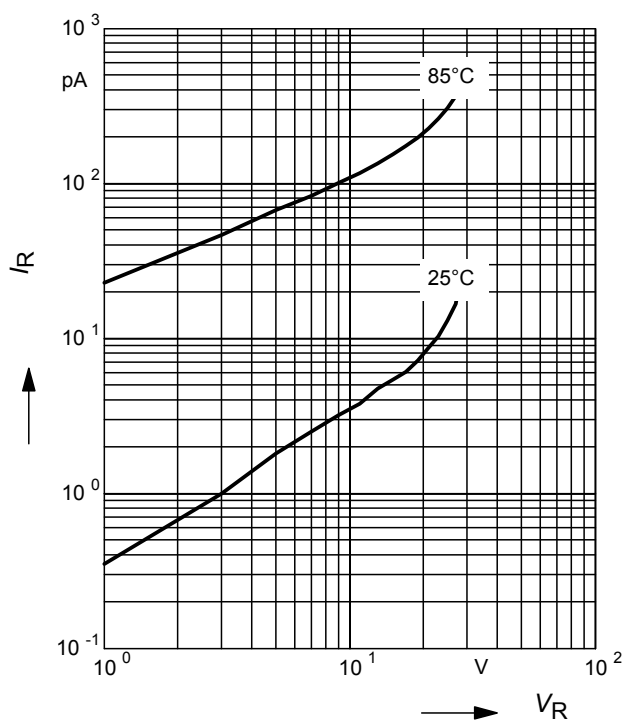
Temperature coefficient of the diode capacitance $T_{CC} = f(V_R)$

$T_{CC} = f(V_R)$

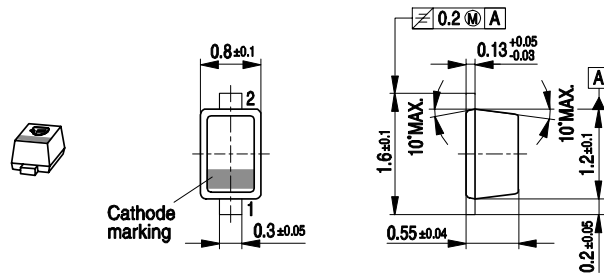


Reverse current $I_R = f(V_R)$

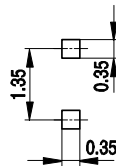
$T_A = \text{Parameter}$



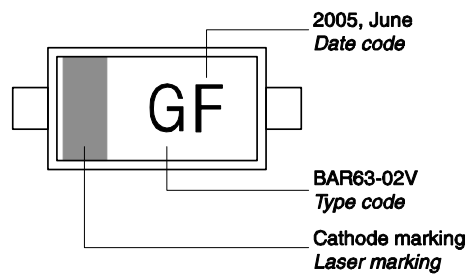
Package Outline



Foot Print

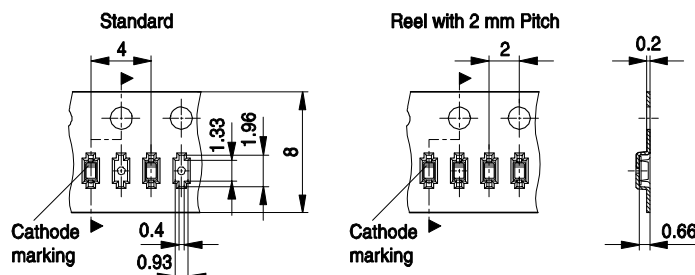


Marking Layout (Example)

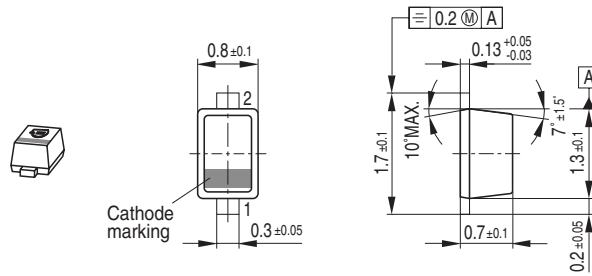


Standard Packing

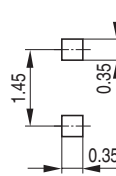
- Reel ø180 mm = 3.000 Pieces/Reel
- Reel ø180 mm = 8.000 Pieces/Reel (2 mm Pitch)
- Reel ø330 mm = 10.000 Pieces/Reel



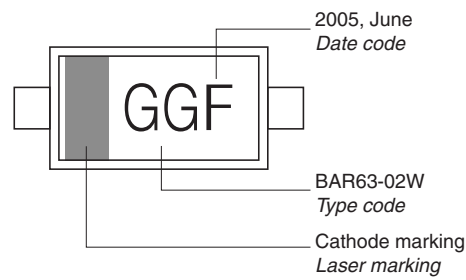
Package Outline



Foot Print

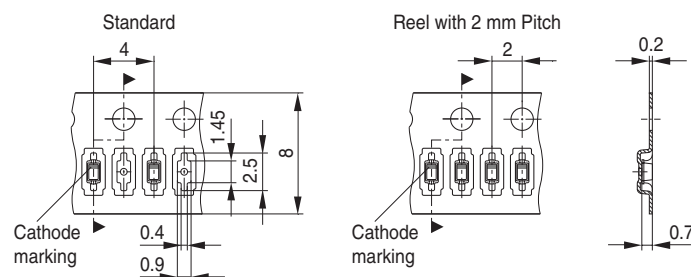


Marking Layout (Example)



Standard Packing

Reel \varnothing 180 mm = 3.000 Pieces/Reel
 Reel \varnothing 180 mm = 8.000 Pieces/Reel (2 mm Pitch)
 Reel \varnothing 330 mm = 10.000 Pieces/Reel

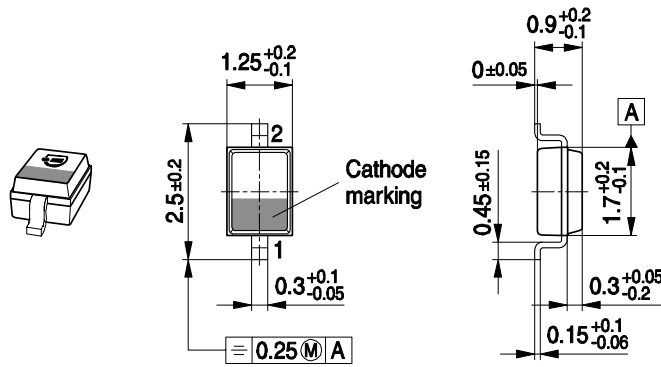


Date Code marking for discrete packages with one digit (SCD80, SC79, SC75¹⁾) CES-Code

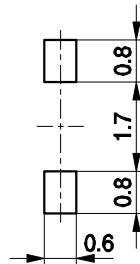
| Month | 2003 | 2004 | 2005 | 2006 | 2007 | 2008 | 2009 | 2010 | 2011 | 2012 | 2013 | 2014 |
|-------|------|------|------|------|------|------|------|------|------|------|------|------|
| 01 | a | p | A | P | a | p | A | P | a | p | A | P |
| 02 | b | q | B | Q | b | q | B | Q | b | q | B | Q |
| 03 | c | r | C | R | c | r | C | R | c | r | C | R |
| 04 | d | s | D | S | d | s | D | S | d | s | D | S |
| 05 | e | t | E | T | e | t | E | T | e | t | E | T |
| 06 | f | u | F | U | f | u | F | U | f | u | F | U |
| 07 | g | v | G | V | g | v | G | V | g | v | G | V |
| 08 | h | x | H | X | h | x | H | X | h | x | H | X |
| 09 | j | y | J | Y | j | y | J | Y | j | y | J | Y |
| 10 | k | z | K | Z | k | z | K | Z | k | z | K | Z |
| 11 | l | 2 | L | 4 | l | 2 | L | 4 | l | 2 | L | 4 |
| 12 | n | 3 | N | 5 | n | 3 | N | 5 | n | 3 | N | 5 |

1) New Marking Layout for SC75, implemented at October 2005.

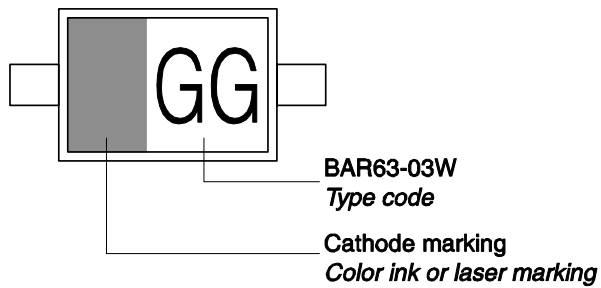
Package Outline



Foot Print

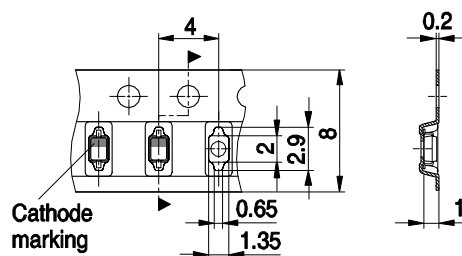


Marking Layout (Example)



Standard Packing

Reel ø180 mm = 3.000 Pieces/Reel
 Reel ø330 mm = 10.000 Pieces/Reel



Edition 2009-11-16

**Published by
Infineon Technologies AG
81726 Munich, Germany**

**© 2009 Infineon Technologies AG
All Rights Reserved.**

Legal Disclaimer

The information given in this document shall in no event be regarded as a guarantee of conditions or characteristics. With respect to any examples or hints given herein, any typical values stated herein and/or any information regarding the application of the device, Infineon Technologies hereby disclaims any and all warranties and liabilities of any kind, including without limitation, warranties of non-infringement of intellectual property rights of any third party.

Information

For further information on technology, delivery terms and conditions and prices, please contact the nearest Infineon Technologies Office (www.infineon.com).

Warnings

Due to technical requirements, components may contain dangerous substances. For information on the types in question, please contact the nearest Infineon Technologies Office.

Infineon Technologies components may be used in life-support devices or systems only with the express written approval of Infineon Technologies, if a failure of such components can reasonably be expected to cause the failure of that life-support device or system or to affect the safety or effectiveness of that device or system. Life support devices or systems are intended to be implanted in the human body or to support and/or maintain and sustain and/or protect human life. If they fail, it is reasonable to assume that the health of the user or other persons may be endangered.

Mouser Electronics

Authorized Distributor

Click to View Pricing, Inventory, Delivery & Lifecycle Information:

Infineon:

[BB 669 E7904](#) [BB 689 E7902](#) [BB 689 H7902](#) [BB 689 H7903](#) [BB 689 H7908](#) [BB 689-02V H7902](#) [BB 689-02V H7908](#) [BB 689 H7912](#) [BB 689 E7903](#) [BB 689-02V E7902](#) [BB 689 E7908](#) [BB 689-02V E7908](#) [BB689-02VE7912](#)