



RAYCHEM

TE Internal #: 696113-000

Jacket Diameter 4.4 mm [.173 in], Splash Protection, Coaxial Cable,

Conductor Diameter .3 – 1.6 mm, [.012 – .06 in], Coax Cable

Termination

[View on TE.com >](#)

Wire Protection & Management > Interconnect Devices > Coax Cable Termination



Compatible Jacket Diameter Range: **4.4 mm [.173 in]**

Resistance Properties: **Splash Protection**

Product Terminates To: **Coaxial Cable**

Operating Temperature (Max): **150 °C**

Compatible Conductor Diameter Range: **.3 – 1.6 mm [.012 – .06 in]**

Features

Configuration Features

Pre-Installed Lead Type	55A0112
-------------------------	---------

Body Features

Lead Color	White/Blue
Lead Plating Material	Silver
Lead Stranding	Stranded
Shield Plating Material	Silver, Tin

Termination Features

Product Terminates To	Coaxial Cable
-----------------------	---------------

Dimensions

Pre-Installed Lead Wire Size	.24 mm ²
Product Length	28 mm[1.102 in]
Compatible Jacket Diameter Range	4.4 mm[.173 in]
Compatible Conductor Diameter Range	.3 – 1.6 mm[.012 – .06 in]
Compatible Dielectric Diameter Range	2.5 mm[.098 in]
Compatible Shield Diameter (Max)	2.7 mm[.106 in]

Usage Conditions

Resistance Properties	Splash Protection
Operating Temperature (Max)	150 °C



Product Compliance

[For compliance documentation, visit the product page on TE.com>](#)

EU RoHS Directive 2011/65/EU	Not Compliant
EU ELV Directive 2000/53/EC	Not Compliant
China RoHS 2 Directive MIIT Order No 32, 2016	Restricted Materials Above Threshold
EU REACH Regulation (EC) No. 1907/2006	Current ECHA Candidate List: JUNE 2024 (241) Candidate List Declared Against: JUNE 2024 (241) SVHC > Threshold: Pb (37% in Solder) Article Safe Usage Statements: Do not eat, drink or smoke when using this product. Wash thoroughly after handling. Recycle if possible and dispose of the article by following all applicable governmental regulations relevant to your geographic location.
Halogen Content	Low Bromine/Chlorine - Br and Cl < 900 ppm per homogenous material. Also BFR /CFR/PVC Free
Solder Process Capability	Not applicable for solder process capability

Product Compliance Disclaimer

This information is provided based on reasonable inquiry of our suppliers and represents our current actual knowledge based on the information they provided. This information is subject to change. The part numbers that TE has identified as EU RoHS compliant have a maximum concentration of 0.1% by weight in homogenous materials for lead, hexavalent chromium, mercury, PBB, PBDE, DBP, BBP, DEHP, DIBP, and 0.01% for cadmium, or qualify for an exemption to these limits as defined in the Annexes of Directive 2011/65/EU (RoHS2). Finished electrical and electronic equipment products will be CE marked as required by Directive 2011/65/EU. Components may not be CE marked. Additionally, the part numbers that TE has identified as EU ELV compliant have a maximum concentration of 0.1% by weight in homogenous materials for lead, hexavalent chromium, and mercury, and 0.01% for cadmium, or qualify for an exemption to these limits as defined in the Annexes of Directive 2000/53/EC (ELV). Regarding the REACH Regulation, the information TE provides on SVHC in articles for this part number is based on the latest European Chemicals Agency (ECHA) 'Guidance on requirements for substances in articles' posted at this URL: <https://echa.europa.eu/guidance-documents/guidance-on-reach>

Compatible Parts



TE Part # EG8162-000
HL1920E-230V-EURO

Customers Also Bought



TE Part #5476270001
HT-SCE-3/32-2.0-9



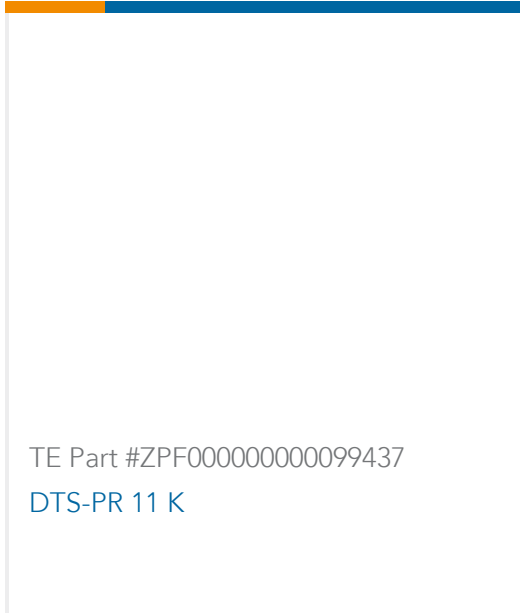
TE Part #0969750001
TMS-SCE-1K-3/32-2.0-9



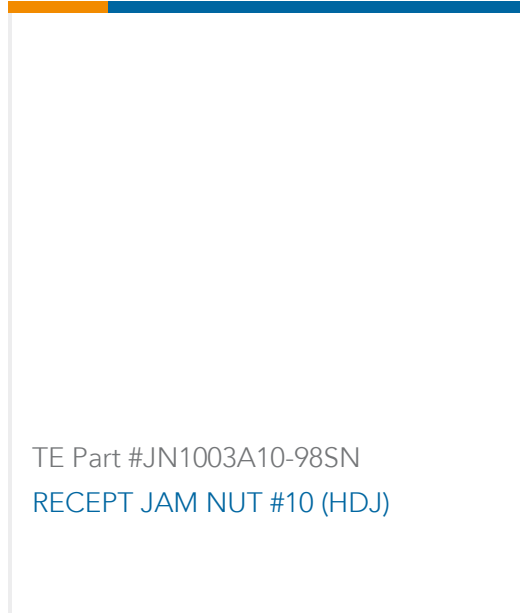
TE Part #650098-000
D-436-75



TE Part #ZPF000000000140027
DTS-PR 09 K



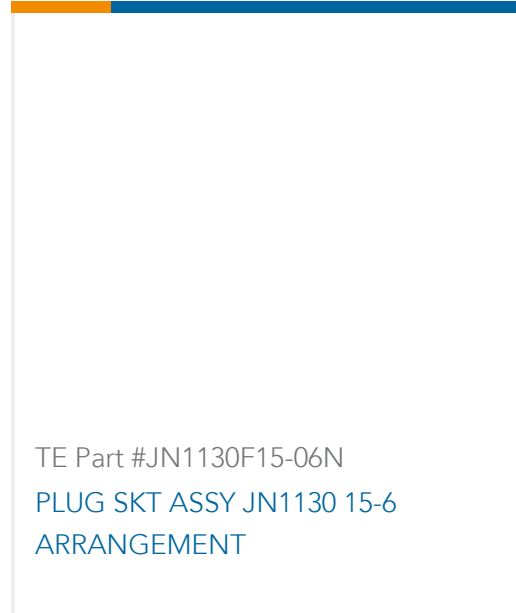
TE Part #ZPF000000000099437
DTS-PR 11 K



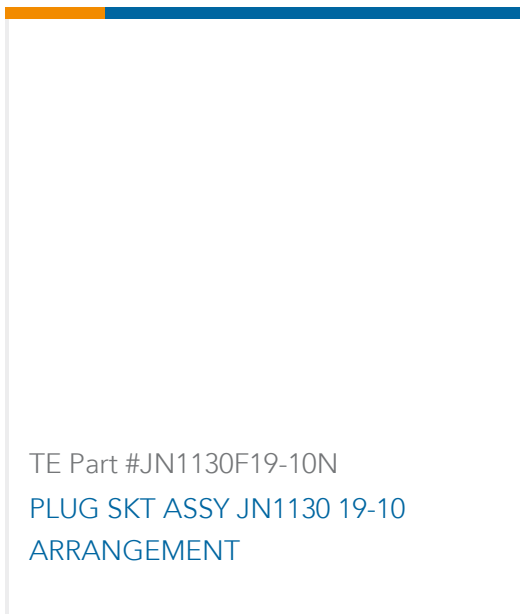
TE Part #JN1003A10-98SN
RECEPT JAM NUT #10 (HDJ)



TE Part #JN1003FG08-98SD
PLUG #8 (HDJ)



TE Part #JN1130F15-06N
PLUG SKT ASSY JN1130 15-6
ARRANGEMENT



TE Part #JN1130F19-10N
PLUG SKT ASSY JN1130 19-10
ARRANGEMENT

Documents

Product Drawings

[B-040-25-01](#)

English

Datasheets & Catalog Pages

[1654025_Sec8_B-155_B-02X_B-04X](#)

English

Product Specifications

[Coaxial Solder Sleeve Termination with Pre-Installed Wires or PCB Termination Body, B-044, B-043, B-041, B-040, B-020, B-021, B-046 Series](#)

English