


AT Series™



Heavy-Duty, Multi-Pin, 13A-25A, Thermoplastic Connectors

Available in 2, 3, 4, 6, 8, 12, 13 (Mixed), 15 (Mixed) and 18 position

Amphenol Sine Systems' **AT Series™** connectors are a high-performance, IP68 and IP69K rated (in mated condition), thermoplastic, cost-effective solution with superior environmental seals and seal retention capabilities. The connector design incorporates an integral latching system that ensures a definitive electrical and mechanical connection. All of our **AT Series™** connectors offer a wide range of end caps and strain relief options and have been developed to be compatible with all other existing standard products industry-wide. Available in **BoardLock™ AT**, **HYPERBUSS™ AT**, **LED**, **PanelMate™ AT** and **StructurePlus™ AT** options.



Key Features

- Thermoplastic housing with excellent UV resistance
- Integrated latch for mating ensures a secure connection
- Compatible with existing standard products industry-wide
- Wedgelocks ensure proper contact alignment & retention
- Superior front and rear environmental seals and seal retention
- Wide range of end caps and strain relief options

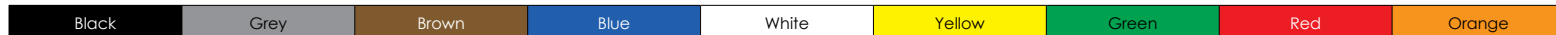
Applications: Heavy Duty, Transportation, Marine, Diagnostic, Alternative Energy, Agricultural and other demanding interconnect architectures.

AT Series™ - Specifications (See Individual datasheets)

IP Rating (in mated condition)	IP68 and IP69K (See individual datasheets)
Max. Current (Amperage)	2, 3, 4, 6, 8, 12 pos: 13A (Size 16) 13, 15 pos: Mixed 25A (Size 12), 13A (Size 16) 18 pos: 13A (Size 16)
Max. Voltage Rating	250V
Operating Temperature	-55°C to +125°C
Coupling System	Integrated Latch
Housing Body	Thermoplastic UL94-VO
Contact Types	Stamped & Formed, Machined
Contact Material	Copper Alloy, Nickel-Plated (Gold available)
Sealing Material	Silicone Rubber
Min. Mating Cycles	>100
Flammability Rating	UL94-VO
Fluid Resistance	Gas, oil, mineral oil, acid bath, basic bath

Insulation Resistance	1000 megohms min. of 25°C
Shock	No latch disengagement or discontinuity shall be the result when subjected to 50 g's in each of three axis (X, Y & Z)
Vibration	Continued continuity without degradation to mechanical or physical attributes following vibration. (Max acceleration 20 g's at Sine sweep of 10-2000Hz)
Connector Terminal Retention	When subjected to a direct pull, contacts achieve a minimum pull-out force of 25 lbs.
Connector Retention	A mated connector subjected to a pulling force by the exiting wire bundle at 25 lbs. times the number of contacts to a maximum of 100 lbs. applying load for 30 seconds
Thermal Shock	Subjected to 10 cycles at -55°C to +125°C with no cracking, chipping or other damage detrimental to the normal operation of the connector
RoHS Compliant	ALL materials meet the requirements of the European Directive. (See website for documentation)

Custom Color Options



AT Series™ **Backshells** - Refer to our [A Series™ Backshells Flyer](#)

AT Series™ **Boots** - Refer to our [A Series™ Boots Flyer](#)

AT Series™ **Caps** - Refer to our [A Series™ Caps Flyer](#)

AT Series™ **Clips** - Refer to our [A Series™ Clips Flyer](#)

AT Series™ **Contacts and Tooling** - Refer to individual part number datasheets found at www.amphenol-sine.com or our [A Series™ Contacts Flyer](#)

IP Ratings

IP67 rated (Dust tight; 1M of Water for 30 Minutes, in mated condition)

IP68 rated (Dust tight; 1M of Water for 24 Hours, in mated condition)

IP69K rated (Dust tight; High-Pressure Waterproof, 4 Points (0°, 30°, 60°, 90°), in mated condition)




Standard products. Custom solutions
Customer Service +1 800 394 7732



AT ATSeries™ 15 Pos

Heavy-Duty, Multi-Pin, 13A/25A (Mixed) Thermoplastic Connectors

13 x Size 16 Contacts / 2 x Size 12 Contacts - Mixed Configuration



Amphenol Sine Systems' **AT Series™** connectors are a high-performance, IP68 and IP69K rated (mated), thermoplastic, cost-effective solution with superior environmental seals and seal retention capabilities available in 2, 3, 4, 6, 8, 12, 13 (Mixed), 15 (Mixed) and 18 position. The connector design incorporates an integral latching system that ensures a definitive electrical and mechanical connection. All of our **AT Series™** connectors offer a wide range of end caps and strain relief options and have been developed to be compatible with all other existing standard products industry-wide. Also available in a 15 position **PanelMate™ AT** option.

Keyed Features

- Optional Keyed configurations A, B, C, D and E (color-specified)
- Plug and receptacle housings are pre-assembled with internal rear seals and covers
- Superior front and rear environmental seals and seal retention capabilities provide a multi-sealing perimeter against environmental ingress

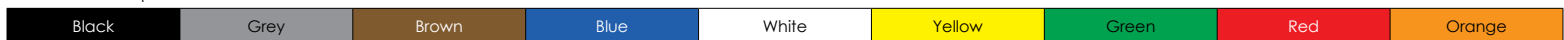
Applications: Heavy Duty, Transportation, Marine, Diagnostic, Alternative Energy, Agricultural and other demanding interconnect architectures.

AT Series™ 15 Position - Specifications (See Individual datasheets)

IP Rating (in mated condition)	IP68 and IP69K (See individual datasheets)
Max. Current (Amperage)	Mixed 25A (Size 12), 13A (Size 16)
Max. Voltage Rating	250V
Operating Temperature	-55°C to +125°C
Coupling System	Integrated Latch
Housing Body	Thermoplastic UL94-VO
Contact Types	Stamped & Formed, Machined
Contact Material	Copper Alloy, Nickel-Plated (Gold available)
Sealing Material	Silicone Rubber
Min. Mating Cycles	>100
Flammability Rating	UL94-VO
Fluid Resistance	Gas, oil, mineral oil, acid bath, basic bath
Insulation Resistance	1000 megohms min. of 25°C

Shock	No latch disengagement or discontinuity shall be the result when subjected to 50 g's in each of three axis (X, Y & Z)
Vibration	Continued continuity without degradation to mechanical or physical attributes following vibration. (Max acceleration 20 g's at Sine sweep of 10-2000Hz)
Connector Terminal Retention	When subjected to a direct pull, contacts achieve a minimum pull-out force of 25 lbs.
Connector Retention	A mated connector subjected to a pulling force by the exiting wire bundle at 25 lbs. times the number of contacts to a maximum of 100 lbs. applying load for 30 seconds
Thermal Shock	Subjected to 10 cycles at -55°C to +125°C with no cracking, chipping or other damage detrimental to the normal operation of the connector
RoHS Compliant	ALL materials meet the requirements of the European Directive. (See website for documentation)

Custom Color Options



AT Series™ **Backshells** - Refer to our [A Series™ Backshells Flyer](#)

AT Series™ **Boots** - Refer to our [A Series™ Boots Flyer](#)

AT Series™ **Caps** - Refer to our [A Series™ Caps Flyer](#)

AT Series™ **Clips** - Refer to our [A Series™ Clips Flyer](#)

AT Series™ **Contacts and Tooling** - Refer to individual part number datasheets found at www.amphenol-sine.com or our [A Series™ Contacts Flyer](#)

IP Ratings

IP67 rated (Dust tight; 1M of Water for 30 Minutes, in mated condition)

IP68 rated (Dust tight; 1M of Water for 24 Hours, in mated condition)

IP69K rated (Dust tight; High-Pressure Waterproof, 4 Points (0°, 30°, 60°, 90°), in mated condition)



Standard products. Custom solutions
Customer Service +1 800 394 7732



AT Series™ Plugs - 15 Position

Note: Refer to individual datasheets on www.amphenol-sine.com for full specs, faceviews, keying location and product dimensions.

Image	Part Number	Description	Size	Amp
	AT16-15SA-K003	15 Position, Plug, Socket (2 x Size 12 / 13 x Size 16 Contacts), AT Series™, Keyed A, End Cap, Reduced Diameter Rear Seal (Green), Black Body (No Add'l Wedgelock Required)	12, 16	25A, 13A
	AT16-15SB-K003	15 Position, Plug, Socket (2 x Size 12 / 13 x Size 16 Contacts), AT Series™, Keyed B, End Cap, Reduced Diameter Rear Seal (Green), Black Body (No Add'l Wedgelock Required)	12, 16	25A, 13A
	AT16-15SC-K003	15 Position, Plug, Socket (2 x Size 12 / 13 x Size 16 Contacts), AT Series™, Keyed C, End Cap, Reduced Diameter Rear Seal (Green), Black Body (No Add'l Wedgelock Required)	12, 16	25A, 13A
	AT16-15SD-K003	15 Position, Plug, Socket (2 x Size 12 / 13 x Size 16 Contacts), AT Series™, Keyed D, End Cap, Reduced Diameter Rear Seal (Green), Black Body (No Add'l Wedgelock Required)	12, 16	25A, 13A
	AT16-15SE-K003	15 Position, Plug, Socket (2 x Size 12 / 13 x Size 16 Contacts), AT Series™, Keyed E, End Cap, Reduced Diameter Rear Seal (Green), Black Body (No Add'l Wedgelock Required)	12, 16	25A, 13A
	AT16-15SA-EK02	15 Position, Plug, Socket (2 x Size 12 / 13 x Size 16 Contacts), AT Series™, Keyed A, End Cap, Reduced Diameter Rear Seal (Green), Gray Body (No Add'l Wedgelock Required)	12, 16	25A, 13A
	AT16-15SC-EK02	15 Position, Plug, Socket (2 x Size 12 / 13 x Size 16 Contacts), AT Series™, Keyed C, End Cap, Reduced Diameter Rear Seal (Green), Green Body (No Add'l Wedgelock Required)	12, 16	25A, 13A
	AT16-15SD-EK02	15 Position, Plug, Socket (2 x Size 12 / 13 x Size 16 Contacts), AT Series™, Keyed D, End Cap, Reduced Diameter Rear Seal (Green), Brown Body (No Add'l Wedgelock Required)	12, 16	25A, 13A
	AT16-15SE-EK02	15 Position, Plug, Socket (2 x Size 12 / 13 x Size 16 Contacts), AT Series™, Keyed E, End Cap, Reduced Diameter Rear Seal (Green), Gray Body (No Add'l Wedgelock Required)	12, 16	25A, 13A

AT Series™ Receptacles - 15 Position

Note: Refer to individual datasheets on www.amphenol-sine.com for full specs, faceviews, keying location and product dimensions.










	AT16-15PA-K003	15 Position, Receptacle, Pin (2 x Size 12 / 13 x Size 16 Contacts), AT Series™, Keyed A, End Cap, Reduced Diameter Rear Seal (Green), Black Body (No Add'l Wedgelock Required)	12, 16	25A, 13A
	AT16-15PB-K003	15 Position, Receptacle, Pin (2 x Size 12 / 13 x Size 16 Contacts), AT Series™, Keyed B, End Cap, Reduced Diameter Rear Seal (Green), Black Body (No Add'l Wedgelock Required)	12, 16	25A, 13A
	AT16-15PC-K003	15 Position, Receptacle, Pin (2 x Size 12 / 13 x Size 16 Contacts), AT Series™, Keyed C, End Cap, Reduced Diameter Rear Seal (Green), Black Body (No Add'l Wedgelock Required)	12, 16	25A, 13A
	AT16-15PD-K003	15 Position, Receptacle, Pin (2 x Size 12 / 13 x Size 16 Contacts), AT Series™, Keyed D, End Cap, Reduced Diameter Rear Seal (Green), Black Body (No Add'l Wedgelock Required)	12, 16	25A, 13A

Image	Part Number	Description	Size	Amp
	AT16-15PE-K003	15 Position, Receptacle, Pin (2 x Size 12 / 13 x Size 16 Contacts), AT Series™, Keyed E, End Cap, Reduced Diameter Rear Seal (Green), Black Body (No Add'l Wedgelock Required)	12, 16	25A, 13A
	AT16-15PA-EK02	15 Position, Receptacle, Pin (2 x Size 12 / 13 x Size 16 Contacts), AT Series™, Keyed A, End Cap, Reduced Diameter Rear Seal (Green), Gray Body (No Add'l Wedgelock Required)	12, 16	25A, 13A
	AT16-15PC-EK02	15 Position, Receptacle, Pin (2 x Size 12 / 13 x Size 16 Contacts), AT Series™, Keyed C, End Cap, Reduced Diameter Rear Seal (Green), Green Body (No Add'l Wedgelock Required)	12, 16	25A, 13A
	AT16-15PD-EK02	15 Position, Receptacle, Pin (2 x Size 12 / 13 x Size 16 Contacts), AT Series™, Keyed D, End Cap, Reduced Diameter Rear Seal (Green), Brown Body (No Add'l Wedgelock Required)	12, 16	25A, 13A
	AT16-15PE-EK02	15 Position, Receptacle, Pin (2 x Size 12 / 13 x Size 16 Contacts), AT Series™, Keyed E, End Cap, Reduced Diameter Rear Seal (Green), Gray Body (No Add'l Wedgelock Required)	12, 16	25A, 13A



AT ATSeries™ 18 Pos

Heavy-Duty, Multi-Pin, 13A, Thermoplastic Connectors



18 x Size 16 Contacts Configuration

Amphenol Sine Systems' **AT Series™** connectors are a high-performance, IP68/69K rated (mated), thermoplastic, cost-effective solution with superior environmental seals and seal retention capabilities available in 2, 3, 4, 6, 8, 12, 13 (Mixed), 15 (Mixed) and 18 position. The connector design incorporates an integral latching system that ensures a definitive electrical and mechanical connection. All of our **AT Series™** connectors offer a wide range of end caps and strain relief options and have been developed to be compatible with all other existing standard products industry-wide. The 18 Position is available in a **PanelMate™** option.

Key Features

- Optional keying A, B, C, D and E (color-specified)
- Optional **SR02 Strain Relief** protects each wire cavity to maximize sealing integrity
- Plug and receptacle housings are pre-assembled with internal rear seals and covers
- Superior front and rear environmental seals and seal retention capabilities provide a multi-sealing perimeter against environmental ingress

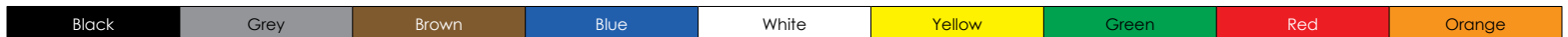
Applications: Heavy Duty, Transportation, Marine, Diagnostic, Alternative Energy, Agricultural and other demanding interconnect architectures.

AT Series™ 18 Position - Specifications (See Individual datasheets)

IP Rating (in mated condition)	IP68 and IP69K (See individual datasheets)
Max. Current (Amperage)	13A (Size 16)
Max. Voltage Rating	250V
Operating Temperature	-55°C to +125°C
Coupling System	Integrated Latch
Housing Body	Thermoplastic UL94-VO
Contact Types	Stamped & Formed, Machined
Contact Material	Copper Alloy, Nickel-Plated (Gold available)
Sealing Material	Silicone Rubber
Min. Mating Cycles	>100
Flammability Rating	UL94-VO
Fluid Resistance	Gas, oil, mineral oil, acid bath, basic bath
Insulation Resistance	1000 megohms min. of 25°C

Shock	No latch disengagement or discontinuity shall be the result when subjected to 50 g's in each of three axis (X, Y & Z)
Vibration	Continued continuity without degradation to mechanical or physical attributes following vibration. (Max acceleration 20 g's at Sine sweep of 10-2000Hz)
Connector Terminal Retention	When subjected to a direct pull, contacts achieve a minimum pull-out force of 25 lbs.
Connector Retention	A mated connector subjected to a pulling force by the exiting wire bundle at 25 lbs. times the number of contacts to a maximum of 100 lbs. applying load for 30 seconds
Thermal Shock	Subjected to 10 cycles at -55°C to +125°C with no cracking, chipping or other damage detrimental to the normal operation of the connector
RoHS Compliant	ALL materials meet the requirements of the European Directive. (See website for documentation)

Custom Color Options



AT Series™ **Backshells** - Refer to our [A Series™ Backshells Flyer](#)

AT Series™ **Boots** - Refer to our [A Series™ Boots Flyer](#)

AT Series™ **Caps** - Refer to our [A Series™ Caps Flyer](#)

AT Series™ **Clips** - Refer to our [A Series™ Clips Flyer](#)

AT Series™ **Contacts and Tooling** - Refer to individual part number datasheets found at www.amphenol-sine.com or our [A Series™ Contacts Flyer](#)

IP Ratings

IP67 rated (Dust tight; 1M of Water for 30 Minutes, in mated condition)

IP68 rated (Dust tight; 1M of Water for 24 Hours, in mated condition)

IP69K rated (Dust tight; High-Pressure Waterproof, 4 Points (0°, 30°, 60°, 90°), in mated condition)



Standard products. Custom solutions
Customer Service +1 800 394 7732



AT Series™ Plugs - 18 Position

Note: Refer to individual datasheets on www.amphenol-sine.com for full specs, faceviews, keying location and product dimensions.



















Image	Part Number	Description	Size	Amp
	AT16-18SA-K004	18 Position, Plug, Socket, AT Series™, Reduced Diameter Rear Seal (Green), End Cap, Key A, Black Body (No Add'l Wedgelock Required)	16	13A
	AT16-18SB-K004	18 Position, Plug, Socket, AT Series™, Reduced Diameter Rear Seal (Green), End Cap, Key B, Black Body (No Add'l Wedgelock Required)	16	13A
	AT16-18SC-K004	18 Position, Plug, Socket, AT Series™, Reduced Diameter Rear Seal (Green), End Cap, Key C, Black Body (No Add'l Wedgelock Required)	16	13A
	AT16-18SD-K004	18 Position, Plug, Socket, AT Series™, Reduced Diameter Rear Seal (Green), End Cap, Key D, Black Body (No Add'l Wedgelock Required)	16	13A
	AT16-18SE-K004	18 Position, Plug, Socket, AT Series™, Reduced Diameter Rear Seal (Green), End Cap, Key E, Black Body (No Add'l Wedgelock Required)	16	13A
	AT16-18SA-EK02	18 Position, Plug, Socket, AT Series™, Reduced Diameter Rear Seal (Green), End Cap, Key A, Gray Body (No Add'l Wedgelock Required)	16	13A
	AT16-18SC-EK02	18 Position, Plug, Socket, AT Series™, Reduced Diameter Rear Seal (Green), End Cap, Key C, Green Body (No Add'l Wedgelock Required)	16	13A
	AT16-18SD-EK02	18 Position, Plug, Socket, AT Series™, Reduced Diameter Rear Seal (Green), End Cap, Key D, Brown Body (No Add'l Wedgelock Required)	16	13A
	AT16-18SE-EK02	18 Position, Plug, Socket, AT Series™, Reduced Diameter Rear Seal (Green), End Cap, Key E, Gray Body (No Add'l Wedgelock Required)	16	13A
	AT16-18SA-SR02	18 Position, Plug, Socket, AT Series™, Reduced Diameter Rear Seal (Green), SR02 Strain Relief, Key A, Black Body (No Add'l Wedgelock Required)	16	13A
	AT16-18SB-SR02	18 Position, Plug, Socket, AT Series™, Reduced Diameter Rear Seal (Green), SR02 Strain Relief, Key B, Black Body (No Add'l Wedgelock Required)	16	13A
	AT16-18SC-SR02	18 Position, Plug, Socket, AT Series™, Reduced Diameter Rear Seal (Green), SR02 Strain Relief, Key C, Black Body (No Add'l Wedgelock Required)	16	13A
	AT16-18SD-SR02	18 Position, Plug, Socket, AT Series™, Reduced Diameter Rear Seal (Green), SR02 Strain Relief, Key D, Black Body (No Add'l Wedgelock Required)	16	13A
	AT16-18SE-SR02	18 Position, Plug, Socket, AT Series™, Reduced Diameter Rear Seal (Green), SR02 Strain Relief, Key E, Black Body (No Add'l Wedgelock Required)	16	13A
	AT16-18SA-EKSR02	18 Position, Plug, Socket, AT Series™, Reduced Diameter Rear Seal (Green), SR02 Strain Relief, Key A, Grey Body (No Add'l Wedgelock Required)	16	13A

Image	Part Number	Description	Size	Amp
	AT16-18SC-EKSR02	18 Position, Plug, Socket, AT Series™, Reduced Diameter Rear Seal (Green), SR02 Strain Relief, Key C, Green Body (No Add'l Wedgelock Required)	16	13A
	AT16-18SD-EKSR02	18 Position, Plug, Socket, AT Series™, Reduced Diameter Rear Seal (Green), SR02 Strain Relief, Key D, Brown Body (No Add'l Wedgelock Required)	16	13A
	AT16-18SE-EKSR02	18 Position, Plug, Socket, AT Series™, Reduced Diameter Rear Seal (Green), SR02 Strain Relief, Key E, Grey Body (No Add'l Wedgelock Required)	16	13A

AT Series™ Receptacles - 18 Position

Note: Refer to individual datasheets on www.amphenol-sine.com for full specs, faceviews, keying location and product dimensions.






















	AT16-18PA-K004	18 Position, Receptacle, Pin, AT Series™, Reduced Diameter Rear Seal (Green), End Cap, Key A, Black Body (No Add'l Wedgelock Required)	16	13A
	AT16-18PB-K004	18 Position, Receptacle, Pin, AT Series™, Reduced Diameter Rear Seal (Green), End Cap, Key B, Black Body (No Add'l Wedgelock Required)	16	13A
	AT16-18PC-K004	18 Position, Receptacle, Pin, AT Series™, Reduced Diameter Rear Seal (Green), End Cap, Key C, Black Body (No Add'l Wedgelock Required)	16	13A
	AT16-18PD-K004	18 Position, Receptacle, Pin, AT Series™, Reduced Diameter Rear Seal (Green), End Cap, Key D, Black Body (No Add'l Wedgelock Required)	16	13A
	AT16-18PE-K004	18 Position, Receptacle, Pin, AT Series™, Reduced Diameter Rear Seal (Green), End Cap, Key E, Black Body (No Add'l Wedgelock Required)	16	13A
	AT16-18PA-EK02	18 Position, Receptacle, Pin, AT Series™, Reduced Diameter Rear Seal (Green), End Cap, Key A, Grey Body (No Add'l Wedgelock Required)	16	13A
	AT16-18PC-EK02	18 Position, Receptacle, Pin, AT Series™, Reduced Diameter Rear Seal (Green), End Cap, Key C, Green Body (No Add'l Wedgelock Required)	16	13A
	AT16-18PD-EK02	18 Position, Receptacle, Pin, AT Series™, Reduced Diameter Rear Seal (Green), End Cap, Key D, Brown Body (No Add'l Wedgelock Required)	16	13A
	AT16-18PE-EK02	18 Position, Receptacle, Pin, AT Series™, Reduced Diameter Rear Seal (Green), End Cap, Key E, Grey Body (No Add'l Wedgelock Required)	16	13A
	AT16-18PA-SR02	18 Position, Receptacle, Pin, AT Series™, Reduced Diameter Rear Seal (Green), SR02 Strain Relief, Key A, Black Body (No Add'l Wedgelock Required)	16	13A
	AT16-18PB-SR02	18 Position, Receptacle, Pin, AT Series™, Reduced Diameter Rear Seal (Green), SR02 Strain Relief, Key B, Black Body (No Add'l Wedgelock Required)	16	13A

Image	Part Number	Description	Size	Amp
	AT16-18PC-SR02	18 Position, Receptacle, Pin, AT Series™, Reduced Diameter Rear Seal (Green), SR02 Strain Relief, Key C, Black Body (No Add'l Wedgelock Required)	16	13A
	AT16-18PD-SR02	18 Position, Receptacle, Pin, AT Series™, Reduced Diameter Rear Seal (Green), SR02 Strain Relief, Key D, Black Body (No Add'l Wedgelock Required)	16	13A
	AT16-18PE-SR02	18 Position, Receptacle, Pin, AT Series™, Reduced Diameter Rear Seal (Green), SR02 Strain Relief, Key E, Black Body (No Add'l Wedgelock Required)	16	13A
	AT16-18PA-EKSR02	18 Position, Receptacle, Pin, AT Series™, Reduced Diameter Rear Seal (Green), SR02 Strain Relief, Key A, Grey Body (No Add'l Wedgelock Required)	16	13A
	AT16-18PC-EKSR02	18 Position, Receptacle, Pin, AT Series™, Reduced Diameter Rear Seal (Green), SR02 Strain Relief, Key C, Green Body (No Add'l Wedgelock Required)	16	13A
	AT16-18PD-EKSR02	18 Position, Receptacle, Pin, AT Series™, Reduced Diameter Rear Seal (Green), SR02 Strain Relief, Key D, Brown Body (No Add'l Wedgelock Required)	16	13A
	AT16-18PE-EKSR02	18 Position, Receptacle, Pin, AT Series™, Reduced Diameter Rear Seal (Green), SR02 Strain Relief, Key E, Grey Body (No Add'l Wedgelock Required)	16	13A


PanelMate™ AT Receptacles - 18 Position

Note: Refer to individual datasheets on www.amphenol-sine.com for full specs, faceviews, keying location and product dimensions.

	AT16-18PA-PM11	18 Position, Receptacle with Flange, Pin, PanelMate™ AT, Self-Threading, Gasket, Reduced Diameter Rear Seal (Green), End Cap, Keyed A, Grey Body (No Add'l Wedgelock Required)	16	13A
	AT16-18PB-PM11	18 Position, Receptacle with Flange, Pin, PanelMate™ AT, Self-Threading, Gasket, Reduced Diameter Rear Seal (Green), End Cap, Keyed B, Black Body (No Add'l Wedgelock Required)	16	13A
	AT16-18PC-PM11	18 Position, Receptacle with Flange, Pin, PanelMate™ AT, Self-Threading, Gasket, Reduced Diameter Rear Seal (Green), End Cap, Keyed C, Green Body (No Add'l Wedgelock Required)	16	13A
	AT16-18PD-PM11	18 Position, Receptacle with Flange, Pin, PanelMate™ AT, Self-Threading, Gasket, Reduced Diameter Rear Seal (Green), End Cap, Keyed D, Brown Body (No Add'l Wedgelock Required)	16	13A
	AT16-18PE-PM11	18 Position, Receptacle with Flange, Pin, PanelMate™ AT, Self-Threading, Gasket, Reduced Diameter Rear Seal (Green), End Cap, Keyed E, Grey Body (No Add'l Wedgelock Required)	16	13A
	AT16-18PA-PM15	18 Position, Receptacle with Flange, Pin, PanelMate™ AT, Self-Threading, Gasket, Reduced Diameter Rear Seal (Green), Strain Relief, Keyed A, Grey Body (No Add'l Wedgelock Required)	16	13A
	AT16-18PB-PM15	18 Position, Receptacle with Flange, Pin, PanelMate™ AT, Self-Threading, Gasket, Reduced Diameter Rear Seal (Green), Strain Relief, Keyed B, Black Body (No Add'l Wedgelock Required)	16	13A

Image	Part Number	Description	Size	Amp
	AT16-18PC-PM15	18 Position, Receptacle with Flange, Pin, PanelMate™ AT, Self-Threading, Gasket, Reduced Diameter Rear Seal (Green), Strain Relief, Keyed C, Green Body (No Add'l Wedgelock Required)	16	13A
	AT16-18PD-PM15	18 Position, Receptacle with Flange, Pin, PanelMate™ AT, Self-Threading, Gasket, Reduced Diameter Rear Seal (Green), Strain Relief, Keyed D, Brown Body (No Add'l Wedgelock Required)	16	13A
	AT16-18PE-PM15	18 Position, Receptacle with Flange, Pin, PanelMate™ AT, Self-Threading, Gasket, Reduced Diameter Rear Seal (Green), Strain Relief, Keyed E, Grey Body (No Add'l Wedgelock Required)	16	13A

Related Items - Product Lines



BL BoardLock™

BoardLock™ connectors combine flanged or flangeless, 180° straight or 90° right angle pin-oriented, wire-to-board versatility with the proven reliability of the A Series™ environmentally-sealed, thermoplastic, connection system.



HB HYPERBUSS™

HYPERBUSS™ connectors are a high-performance, cost-effective solutions used in a variety of interconnect applications where a common "bussed" electrical pathway is required. They contain superior environmental seals and seal retention capabilities.



PM PanelMate™

PanelMate™ connectors combine flange-mounting options with the proven reliability of the AT, ATP and ATHD Series™ environmentally-sealed, thermoplastic connection systems.



SP Structure+™

StructurePlus™ overmold-compatible connectors are engineered, one-piece, solid body connectors that are specifically designed for cable assembly operations requiring custom molding or shrink tube requirements.



AT ATSeries™ SR01/02

AT SR01/02 Series™ specifically designed wire cavities protect each individual wire seal, eliminating stress on the rear seal, maintaining IP68/69K sealing performance regardless of wire bundle direction or improper installation.




AT ATSeries™ LED

AT Series™ LED (Light Emitting Diode) Plug Connectors, available in a 12V and/or 24V LED plug option, are a highly-visible, field-serviceable, cost-effective solution for quick visual verification of power to help reduce troubleshooting time.



ARMORIPX™

Armor IPX™ Sealed Enclosures provide superior protection for printed circuit boards and electronic control modules in harsh environments and off-road applications.



AT Integrated Resistors & Diodes

AT Series™ Integrated Resistors & Diodes for ideal for Heavy Duty applications where environmentally-sealed, factory-assembled, plug-and-play connectors are needed.

Related Items - Accessories



A ASeries™ Boots

A Series™ Boots provide an optional protective backshell covering for harsh environmental and industrial applications in -28°C to +100°C conditions. For use with AT, ATM and ATP Series™ connectors that do not include an endcap or shrinkboot strain relief.



A ASeries™ Caps

A Series™ Caps are a low-cost alternative to using standard connectors with sealing plugs and provide an optional protective covering for harsh environmental and industrial applications. All caps are IP68 rated (1M of Water for 24 Hrs).



A ASeries™ Clips

A Series™ Clips provide an optional method for mounting AT, ATM, ATP, and ATHD Series receptacles to our plug connectors, and are available in stainless steel, steel with zinc-plating, and plastic.



A ASeries™ Colors

Our A Series™ connectors come in a variety of color modifications for your specific needs. Colors are often used to help differentiate between keying options, but we also offer color modifications across a large number of our A Series™ product lines for your specific project needs.