

# DATA SHEET

## INDUCTOR

Power Inductors

ADHE Series

RoHS compliant & Halogen Free



**Power Inductor ADHE Series**

**Automotive  
AEC-Q200**

RoHS Compliant  
Halogen Free  
REACH Compliant



- Power Circuit
- Shield
- Wire Wound
- Metal
- Ultra High Current

**Part Numbering**

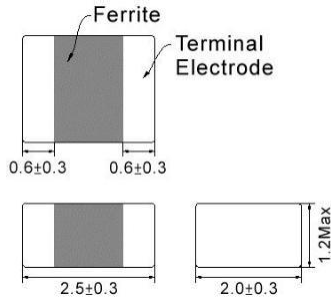
<b>A</b>	<b>DHE</b>	<b>00</b>	<b>252012</b>	<b>1R0</b>	<b>M</b>	<b>Q1</b>
Grade	Series Name	Control Code	Dimensions Code (mm)	Inductance (uH)	Tolerance	Internal Code
			252012 2.5x2.0x1.2	R33 0.33 R68 0.68 1R0 1.0	M±20%	

Power Inductor ADHE Series

Automotive  
AEC-Q200

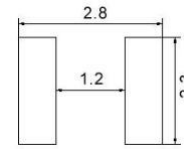
ADHE00252012 Type

■ Dimensions



unit:mm

■ Recommended Land Pattern



unit:mm

■ Electrical Characteristics

Part No.	Inductance (uH)	Test Freq.	RDC(mΩ) Max(Typ)	Isat(A) Max(Typ)	Irms(A) Max(Typ)	Tolerance (±%)
ADHE00252012R33MQ1	0.33	2MHz,0.2V	22(16)	6.2(7.0)	4.7(5.4)	20
ADHE00252012R47MQ1	0.47	2MHz,0.2V	33(28)	5.2(6.1)	4.0(4.7)	20
ADHE00252012R68MQ1	0.68	2MHz,0.2V	36(30)	4.5(5.2)	3.5(4.1)	20
ADHE002520121R0MQ1	1	2MHz,0.2V	42(35)	3.7(4.3)	3.3(3.8)	20
ADHE002520121R5MQ1	1.5	2MHz,0.2V	62(52)	3.3(3.9)	2.3(2.7)	20
ADHE002520122R2MQ1	2.2	2MHz,0.2V	87(74)	2.9(3.4)	2.2(2.6)	20

Note: When ordering, please specify tolerance code. Tolerance: M=±20%

1. Operating temperature range - 40°C ~ 125°C (Including self - temperature rise)

2. Isat for Inductance drop 30% from its value without current

3. I rms for a 40°C temperature rise from 25°C ambient with current

4. Absolute maximum voltage 20VDC

5. Measure Equipment:

L: Agilent E4991/HP4286A+16197A (or equivalent), 2MHz

0.2V RDC: CHEN HWA502BC/HP4338B (or equivalent)

Isat: Agilent E4980A+HP42841A (or equivalent)

I rms: Agilent 6641 SYSTEM DC POWER SUPPLY (or equivalent)

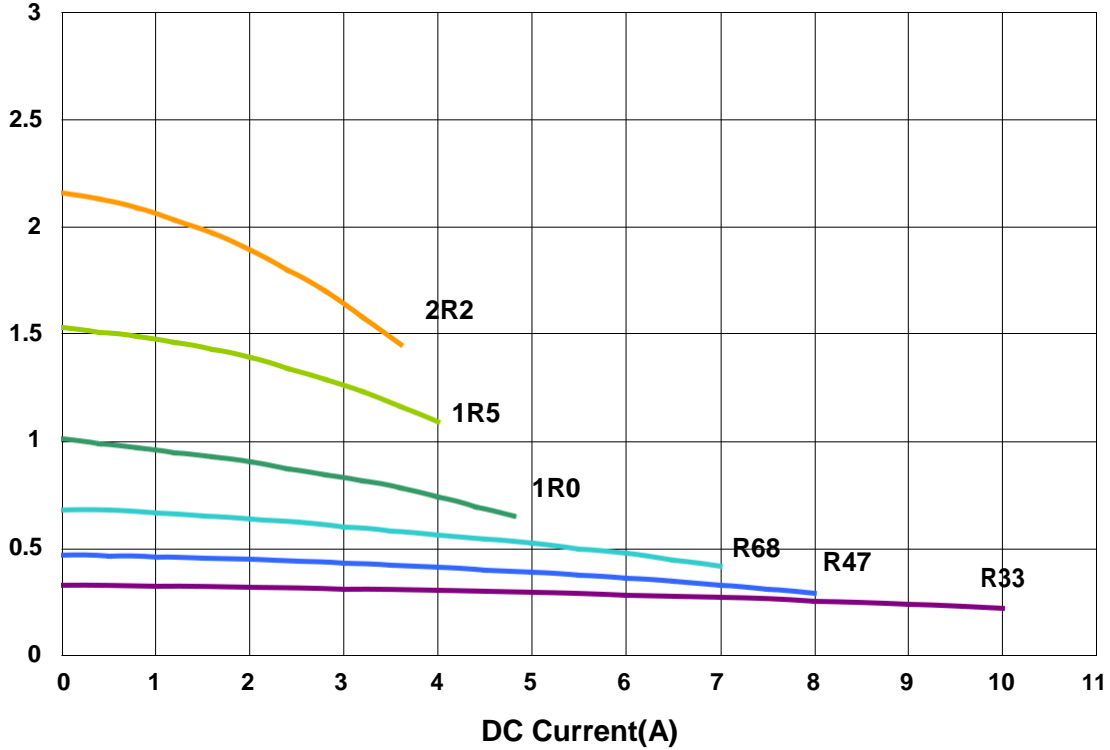
Power Inductor ADHE Series

Automotive  
AEC-Q200

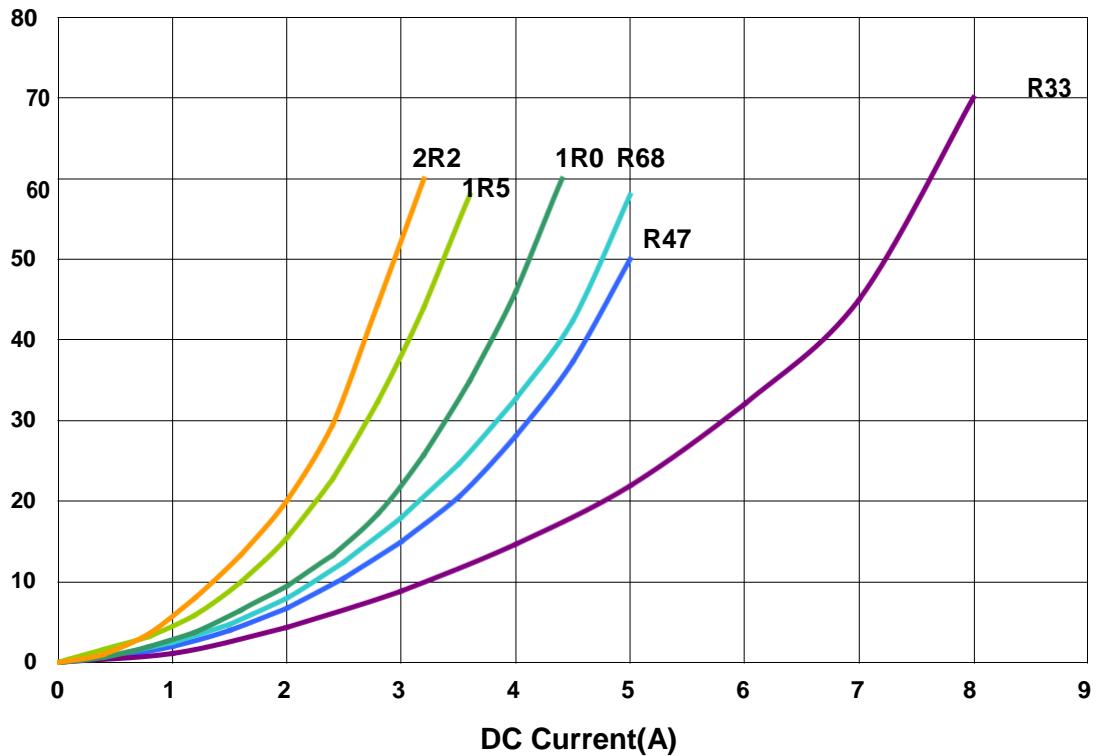
ADHE00252012 Type

■ Characteristics Graph

Inductance vs. DC Current



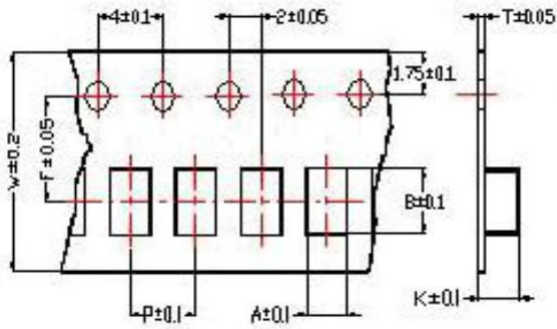
Temperature Change vs. DC Current



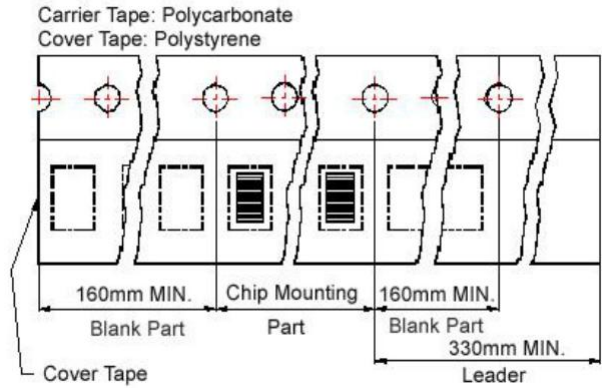
**Power Inductor ADHE Series** **Automotive AEC-Q200**

**■ Packaging**

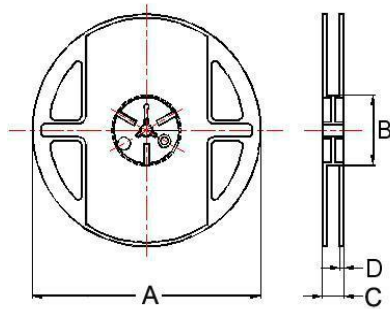
**Tape Dimensions**



**Tape Material**



**Reel Dimensions**



**Dimensions in mm**

TYPE	Tape Dimensions							Reel Dimensions				Quantity PCS / Reel
	A	B	T	W	P	F	K	A	B	C	D	
ADHE00252012	2.25	2.80	0.22	8	4	3.5	1.35	178	60	12	2	3000