

# Common Mode Filters(SMD) For Power Line

Conformity to RoHS Directive

## ACM Series ACM3225, 4532, 7060, 9070, 1211, 1513 Types

### FEATURES

- A chip-type common mode filter for large current applications. Common mode impedance surpasses 300 to 1000Ω at 100MHz. Noise is greatly suppressed.
- Capable of handling the highest current (up to 10A) of any chip-type common mode filter.
- Height and size have been considered, resulting in a compact and light-weight choke coil. Applicable for the miniaturization required to reduce the size and weight of portable equipment.
- The products contain no lead and also support lead-free soldering.
- This product does not contain regulated substances that are slated to be included in RoHS.

### APPLICATIONS

Used for power line noise suppression for any electronic devices. Used to counter adapter/battery line noise for relatively large electronic devices such as notebook PCs, stand-alone word processors, etc.

### PRODUCT IDENTIFICATION

ACM 7060 - 701 - 2PL - TL □□□  
(1) (2) (3) (4) (5) (6)

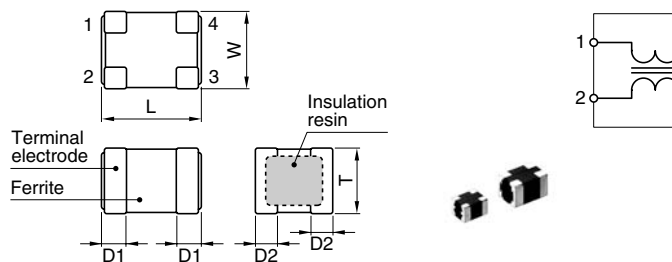
- (1) Series  
(2) Dimensions L×W  
7060: 7.0×6.0mm  
(3) Impedance[at 100MHz]  
701: 700Ω  
(4) Number of lines  
2PL: 2-line  
(5) Packaging style  
T: ø180mm reel taping  
TL: ø330mm reel taping  
(6) TDK internal code

### TEMPERATURE RANGE

Operating -25 to +85°C

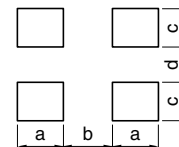
### SHAPES AND DIMENSIONS/CIRCUIT DIAGRAM/RECOMMENDED PC BOARD PATTERN(REFLOW SOLDERING)

#### ACM3225, 4532 TYPES



Dimensions in mm

Type	L	W	T	D1	D2
ACM3225	3.2±0.2	2.5±0.2	2.3 max.	0.7	0.65
ACM4532	4.5±0.2	3.2±0.2	3.0 max.	1	1

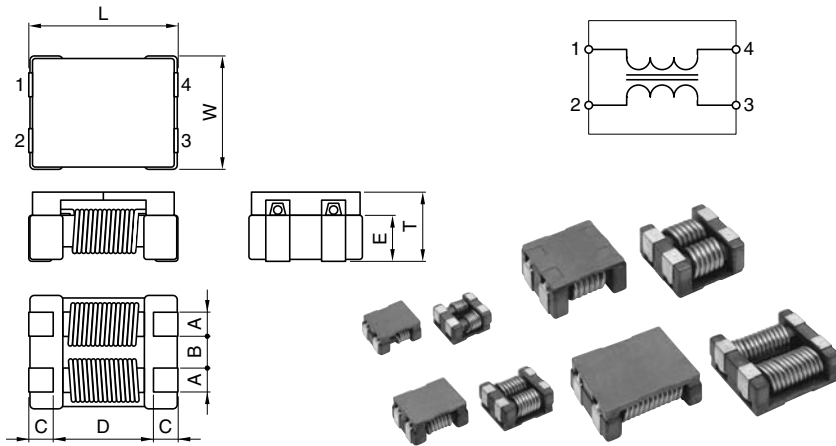


Dimensions in mm

Type	a	b	c	d
ACM3225	1.5	1.6	1.4	1.1
ACM4532	1.8	2.3	1.75	1.1

• Conformity to RoHS Directive: This means that, in conformity with EU Directive 2002/95/EC, lead, cadmium, mercury, hexavalent chromium, and specific bromine-based flame retardants, PBB and PBDE, have not been used, except for exempted applications.

• All specifications are subject to change without notice.

**SHAPES AND DIMENSIONS/CIRCUIT DIAGRAM/RECOMMENDED PC BOARD PATTERN(REFLOW SOLDERING)**
**ACM7060, 9070, 1211, 1513 TYPES**


Dimensions in mm

Type	a	b	c	d
ACM7060	2.5	4.0	1.5	1.5
ACM9070	2.5	6.0	1.5	2.0
ACM1211	3.2	7.6	2.7	2.5
ACM1513	3.3	10.4	2.7	3.8

Dimensions in mm

Type	L	W	T	A	B	C	D	E	Weight(g)
ACM7060	7.0±0.2	6.0±0.2	3.5max.	1.5±0.2	1.5±0.2	1.5±0.2	4.0typ.	2.2±0.2	0.35
ACM9070	9.0±0.2	7.0±0.2	4.5max.	1.5±0.2	2.0±0.2	1.5±0.2	6.0typ.	2.9±0.2	0.82
ACM1211	12.0±0.3	11.0±0.3	6.0max.	2.7±0.2	2.5±0.2	2.3±0.2	7.4typ.	3.8±0.2	2.20
ACM1513	15.0±0.4	13.0±0.4	6.0max.	2.7±0.2	3.8±0.2	2.3±0.2	10.4typ.	3.8±0.2	3.15

**ELECTRICAL CHARACTERISTICS**

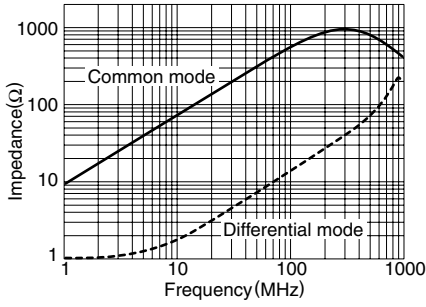
Part No.	Impedance (Ω)[at 100MHz]		DC resistance (mΩ)max.	Rated current Idc(A)max.	Insulation resistance (MΩ)min.	Rated voltage Edc(V)max.
	min.	typ.				
ACM3225-601-2P	450	600	200	1.0	10	50
ACM4532-601-2P	450	600	100	1.5	10	50
ACM4532-801-2P	600	800	100	1.0	10	50
ACM7060-301-2PL	225	300	10	5	10	50
ACM7060-701-2PL	500	700	15	4	10	50
ACM9070-701-2PL	500	700	10	5	10	50
ACM1211-701-2PL	500	700	6	8	10	50
ACM1211-102-2PL	750	1000	14	6	10	50
ACM1513-551-2PL	450	550	4	10	10	50

**PACKAGING STYLE AND QUANTITIES**

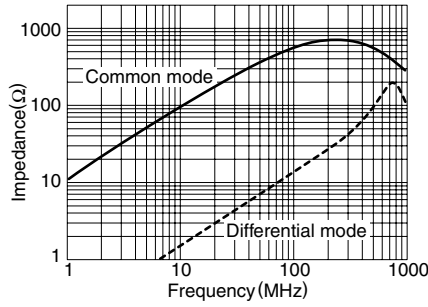
Packaging style	Type	Reel	Quantity
Taping	ACM3225	ø180mm	1000 pieces/reel
		ø330mm	5000 pieces/reel
	ACM4532	ø180mm	500 pieces/reel
		ø330mm	2000 pieces/reel
	ACM7060	ø330mm	1500 pieces/reel
	ACM9070	ø330mm	800 pieces/reel
	ACM1211	ø330mm	500 pieces/reel
	ACM1513	ø330mm	500 pieces/reel

### TYPICAL ELECTRICAL CHARACTERISTICS IMPEDANCE vs. FREQUENCY CHARACTERISTICS

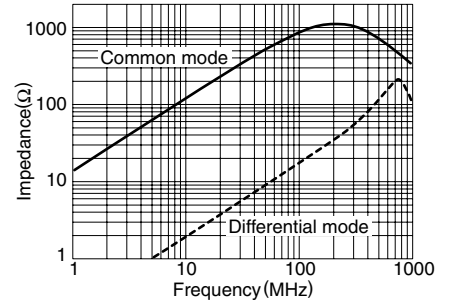
**ACM3225-601-2P**



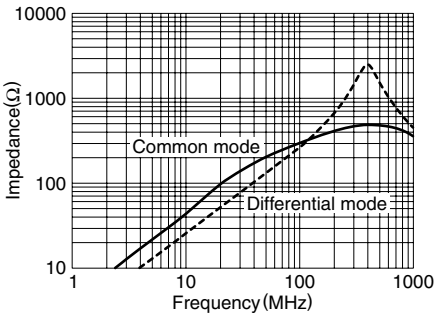
**ACM4532-601-2P**



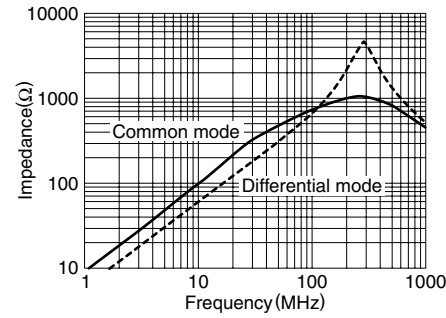
**ACM4532-801-2P**



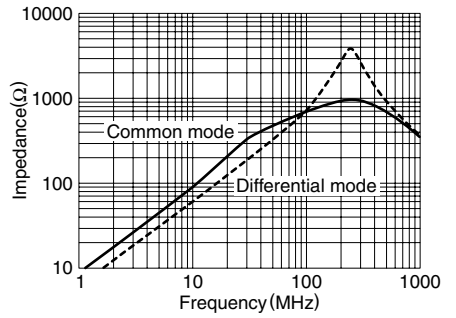
**ACM7060-301-2PL**



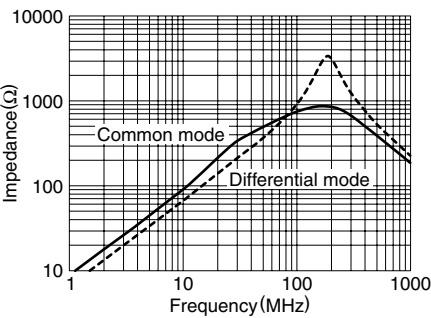
**ACM7060-701-2PL**



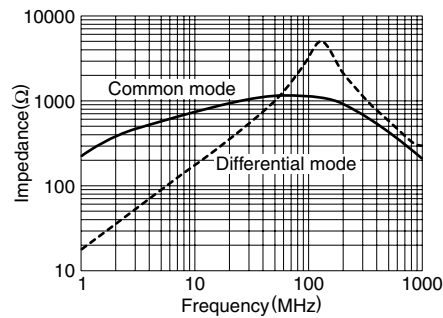
**ACM9070-701-2PL**



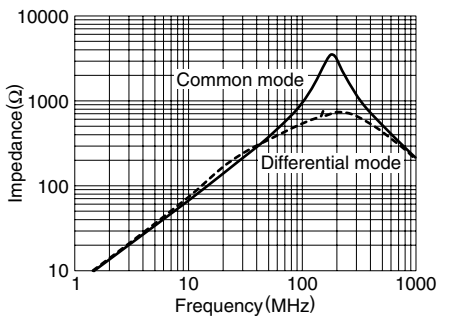
**ACM1211-701-2PL**



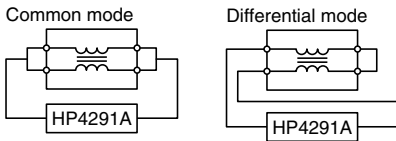
**ACM1211-102-2PL**



**ACM1513-551-2PL**



### MEASURING CIRCUITS



• All specifications are subject to change without notice.