

1

2

3

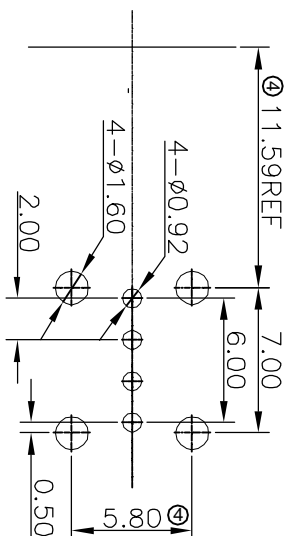
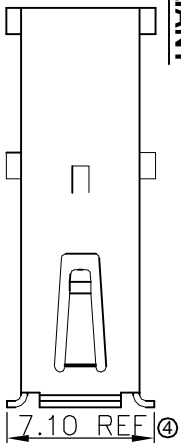
4

5

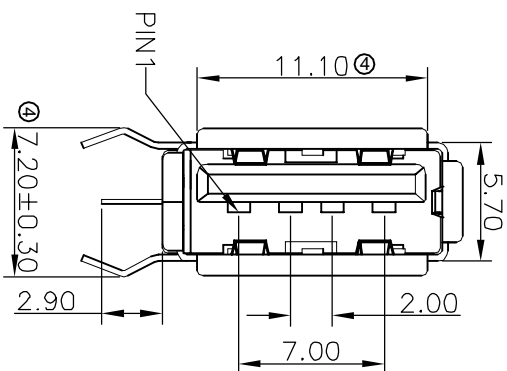
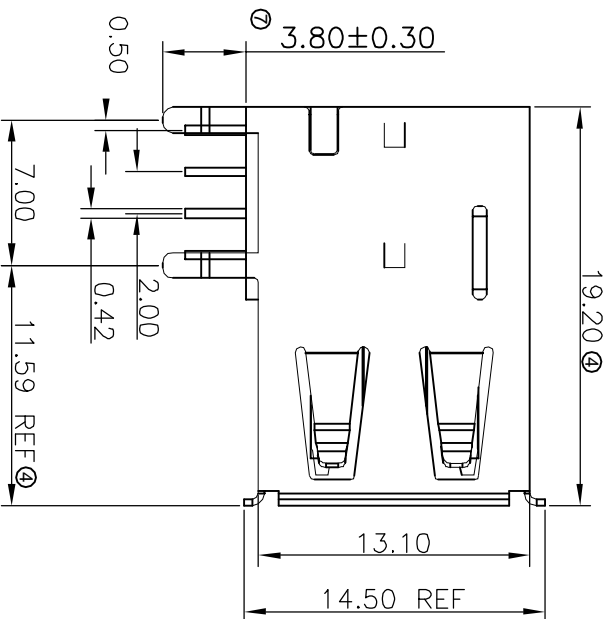
6

7

③ USB 2.0 COMPLIANT



RECOMMENDED P.C.B LAYOUT
TOLERANCE=±0.05MM



NOTES:

- 1. Material:
 - 1.1 Housing: PBT+30%GF UL94V-0,Color White
 - LCP+30%GF UL94V-0,Color White
 - PBT +30%GF UL94V-0,Color White
 - LCP+30%GF UL94V-0,Color White
- 1.3 Shell: Brass
- 1.4 Contact :Phosphor Bronze
- 2. FINISH:
- 2.1 Contact Area: 1u"Au-flash/Selective
 30u"Au/Selective
- Solder Area: Tin Plated
- Under: Ni Plated

3. MECHANICAL:

- 3.1 Mating Force: 3.57kgf Max.
- 3.2 Unmating Force: 1.02kgf Min
- 3.3 Durability: 1500 cycles Min

4. ELECTRICAL:

- 4.1 Current Rating: 1.5A
- 4.2 Dielectric Strength: 500V AC FOR 1 MINUTE
- 4.3 Contact Resistance: 30mΩ Max
- 4.4 Insulation Resistance: 1000 MΩ Min
- 5. Operating temperature: -55°C TO +85°C
- 6. For wave soldering temperature : 235°C±5°C for 5s/1 sec
- 7. PACKAGING: Tray

WSW-P/N	Contact Area plating	Housing / Cover
A-USB A-E	1u"Gold Flash Selective	PBT+30%GF
A-USB A-E-30	30u"Gold Flash Selective	LCP+30%GF

RoHS compliant
Unit:mm

Scale	Free	⑦	Update dimension	16.05.2017	S.Bölling
TOLERANCE		⑥	Add wave solder information	18.09.2013	Winnie
X.X	±0.3	⑤	Update	19.08.2013	Winnie
X.XX	±0.2	④	Update	07.06.2013	Winnie
DIM	TOL	③	Add P/N with 30u" gold flash selective	17.04.2012	Lucas
ANG.	±5°	②	Update	07.07.2009	Stefanie
Angle	TOL	Id.	Modification	Date	Name



Customer-No.	ASSMANN WSW-No.	A-USB A-E ③
		A-USB A-E-30
Drawing-No.	ASS 1413B CO rev07	
Replace	SHEET	

1

2

3

4

5

6

7

H

G

F

E

D

C

B

A