

Product data sheet

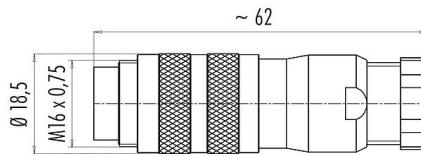
Miniature connectors

Product description	M16 IP67 Male cable connector, Contacts: 8 (08-a), 6.0-8.0 mm, shieldable, solder, IP68, UL, AISG compliant
Area	M16 IP67 series 423
Part no.	99 5671 00 08

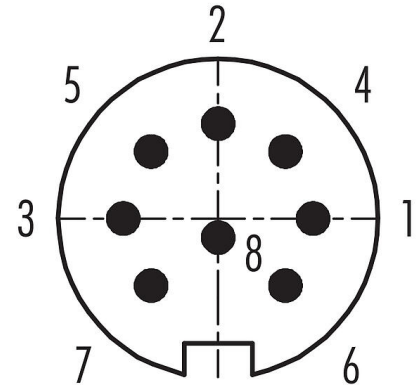
Illustration



Scale drawing



Contact arrangement (Plug-in side)



You can find the assembly instructions on the next page.

Technical data

General features

Part no.	99 5671 00 08
Connector design	Male cable connector
Version	Connector pin straight
Connector locking system	screw
Termination	solder
Degree of protection	IP68 IP67
Cross-sectional area	max. 0.75 mm ² / AWG 18
Cable outlet	6.0-8.0 mm
Temperature range from/to	-30 °C / 95 °C
Mechanical operation	> 500 Mating cycles
Weight (g)	46.15
Customs tariff number	85369010

Electrical parameters

Rated voltage	60 V
Rated impulse voltage	500 V
Rated current (40 °C)	5.0 A
Insulation resistance	$\geq 10^{10} \Omega$
Pollution degree	1
Overvoltage category	I
Insulating material group	III
EMC compliance	shieldable
Shield connection	cable clamp

Product data sheet

Miniature connectors

Product description	M16 IP67 Male cable connector, Contacts: 8 (08-a), 6.0-8.0 mm, shieldable, solder, IP68, UL, AISG compliant
Area	M16 IP67 series 423
Part no.	99 5671 00 08

Material

Housing material	CuZn (Brass nickel plated)
Contact body material	PBT (UL94 V-0)
Contact material	CuZn (brass)
Contact plating	Ag (silver)
REACH SVHC	CAS 7439-92-1 (Lead)
SCIP number	e563d8f6-36e7-4151-b1fe-de339a584d11

Authorization/approvals

Approvals	UL, AISG compliant
-----------	--------------------

Classifications

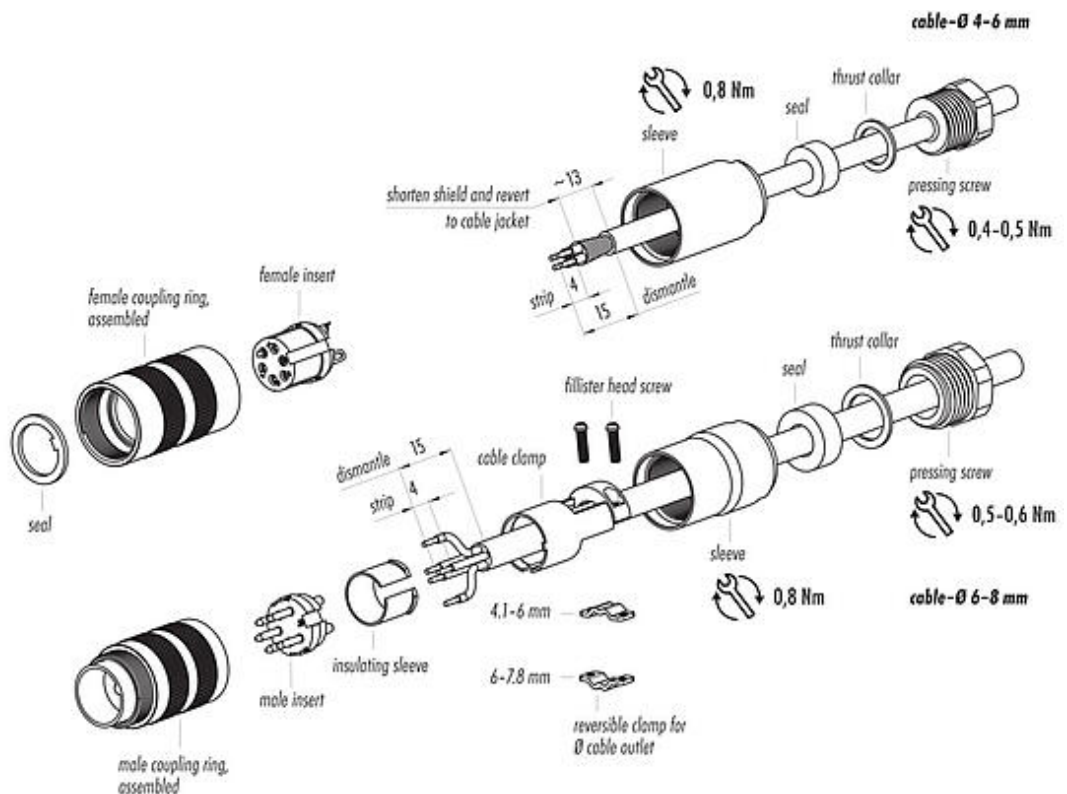
eCl@ss 11.1	27-44-01-02
ETIM 7.0	EC002635

Declarations of conformity

Low Voltage Directive	2014/35/EU (EN 60204-1:2018;EN 60529:1991)
-----------------------	--

Assembly instructions

1. Bead pressing screw, thrust collar, seal, sleeve and insulating sleeve to cable.
2. Dismantle cable to 15 mm length.
3. Strip single wires.
4. If cable is shielded, shorten shield and revert to cable jacket.
5. Solder single wires.
6. Assemble clamping device and screw sleeve into coupling ring.
7. Tighten pressing screw.



Product description	M16 IP67 Male cable connector, Contacts: 8 (08-a), 6.0-8.0 mm, shieldable, solder, IP68, UL, AISG compliant
Area	M16 IP67 series 423
Part no.	99 5671 00 08

General Disclaim Notice

The connectors have been developed for applications in plant engineering, control and electrical equipment construction. The user is responsible for checking whether the connectors can also be used in other areas of application.

Plug connectors with enclosure protection IP67 and IP68 are not suitable for use under water. When used outdoors, the plug connectors must be protected separately against corrosion. For further information on the IP protection classes, please refer to the "Technical Information" download centre.

To lock the cable connector with the device connector, the threaded ring is tightened "hand-tight" (approx. 50 cNm).