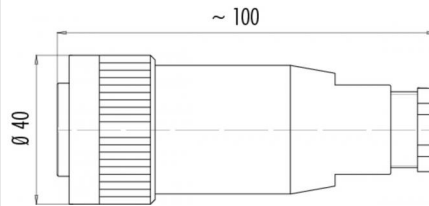


Product description **RD30 female cable connector, Contacts: 12+PE, 10.0 - 12.0 mm, shielding is not possible, solder, IP65**
 Area **RD30 series 694**
 Order number **99 0718 00 13**

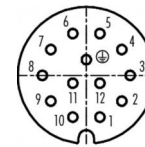
Illustration



Scale drawing



Contact arrangement



	X	Y
1	2,38	-7,33
2	6,23	-4,53
3	7,70	0,00
4	6,23	4,53
5	2,38	7,33
6	-2,38	7,33
7	-6,23	4,53
8	-7,70	0,00
9	-6,23	-4,53
10	-2,38	-7,33
11	-2,38	-1,37
12	2,38	-1,37
⊕	0,00	2,74

You can find the component part drawing on the next page.

Technical data

General values

Connector design female cable connector
 Connector locking system screw
 Termination solder
 Wire gauge (mm) 1.00 mm²
 Wire gauge (AWG) 17
 Cable outlet 10.0 - 12.0 mm
 Upper limit temperature 100 °C
 Lower limit temperature - 40 °C
 Customs tariff number 85369010
 Packaging Unit 20

Electrical values

Rated current (40 °C) 6 A
 Rated voltage 250 V
 Rated impulse voltage 4000 V
 Pollution degree 3
 Overvoltage category III
 Insulating material group III
 Insulation resistance $\geq 10^{10} \Omega$
 EMC compliance shielding is not possible
 Degree of protection IP65
 Mechanical operation > 500 Mating cycles

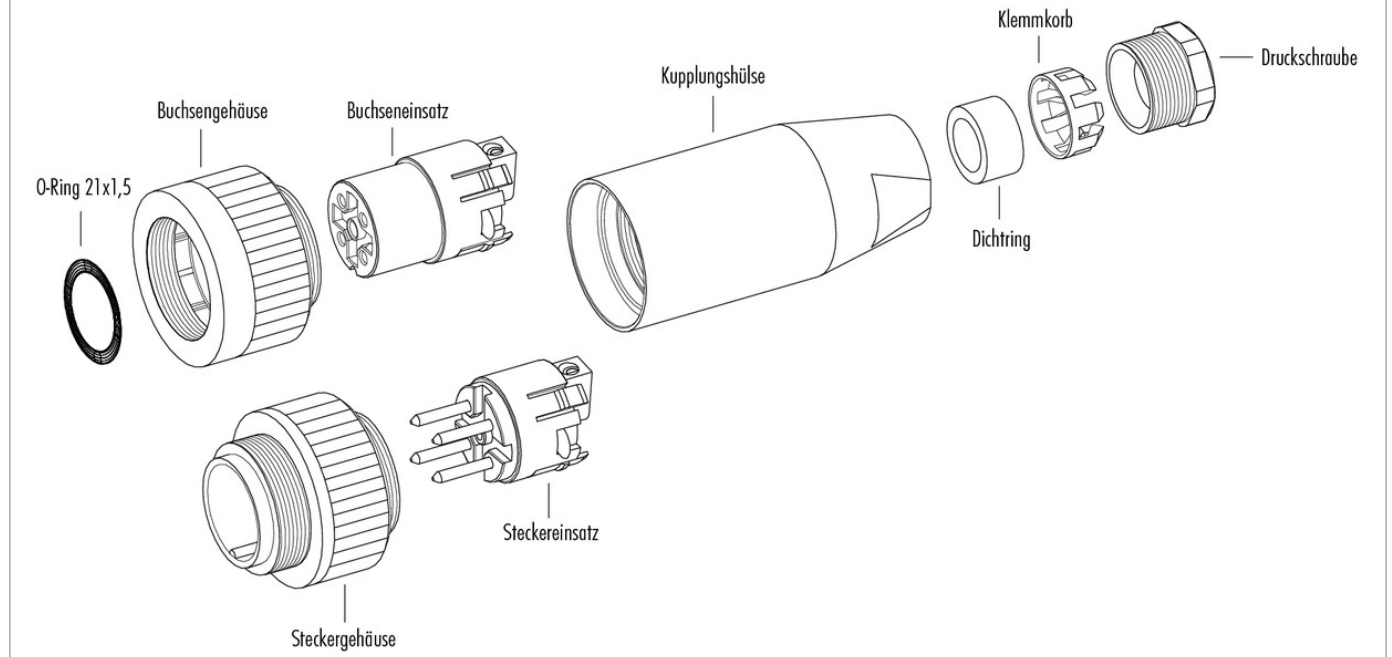
Material

Contact material CuSn (bronze)
 Contact plating Ag (silver)
 Contact body material PA (UL94 HB)
 Housing material PA

Product description **RD30 female cable connector, Contacts: 12+PE, 10.0 - 12.0 mm, shielding is not possible, solder, IP65**

Area **RD30 series 694**
Order number **99 0718 00 13**

Component part drawing



Product description	RD30 female cable connector, Contacts: 12+PE, 10.0 - 12.0 mm, shielding is not possible, solder, IP65
Area	RD30 series 694
Order number	99 0718 00 13

Security notices

The connector must not be connected or separated under load. Non-observance and incorrect use can result in personal injury.

The connectors are designed for use in plant, control system and electrical equipment. The end user is responsible for checking whether the connectors are suitable for use in other applications.

To prevent the connector being opened unintentionally when used in electrical circuits containing hazardous life parts, the thread between the housing and the connector head must be secured using a suitable cyanoacrylate adhesive. This does not apply to connectors used in SELV and PELV circuits according to IEC 61140 (EN 61140, VDE 0140-1).

Connectors used in electrical circuits containing hazardous life parts must only be assembled and used by or under the supervision of persons with the requisite electrotechnical training, taking the applicable regulations and standards into account.

Connectors with degree of protection IP 67 and IP 68 are not suitable for use under water. When used outdoors, the connectors must be separately protected against corrosion. For further information about IP degrees of protection refer to 'Technical support' in the Download Centre.

To lock the cable connector to the equipment connector, the threaded ring is tightened until it is 'finger-tight' (approx. 50 cNm).