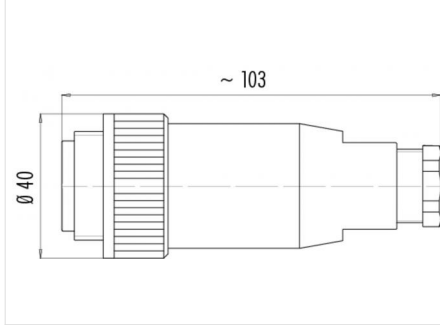


Product description **RD30 cable connector, Contacts: 4+PE, 10.0 - 12.0 mm, shielding is not possible, screw clamp, IP65, ESTI+, VDE**
 Area **RD30 series 694**
 Order number **99 0709 00 05**

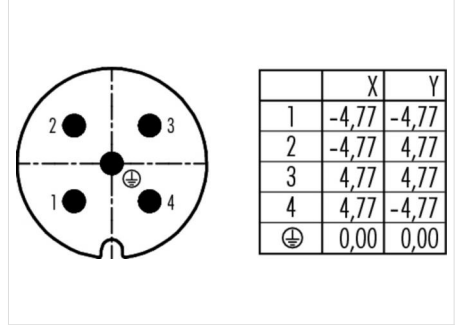
Illustration



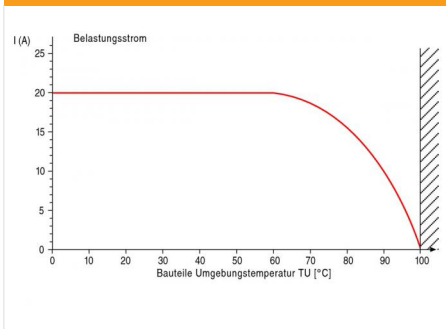
Scale drawing



Contact arrangement (Plug-in side)



Derating curve



You can find the component part drawing on the next page.

Technical data

General values

Connector design	cable connector
Connector locking system	screw
Termination	screw clamp
Wire gauge (mm)	2.50 mm ²
Wire gauge (AWG)	14
Cable outlet	10.0 - 12.0 mm
Upper limit temperature	100 °C
Lower limit temperature	- 40 °C
Customs tariff number	85369010
Packaging Unit	20

Cable data

Approval 1	ESTI+
Approval 2	VDE

Electrical values

Rated current (40 °C)	20 A
Rated voltage	400 V
Rated impulse voltage	6000 V
Pollution degree	3
Overvoltage category	III
Insulating material group	III
Insulation resistance	≥ 10 ¹⁰ Ω
EMC compliance	shielding is not possible
Degree of protection	IP65
Mechanical operation	> 500 Mating cycles

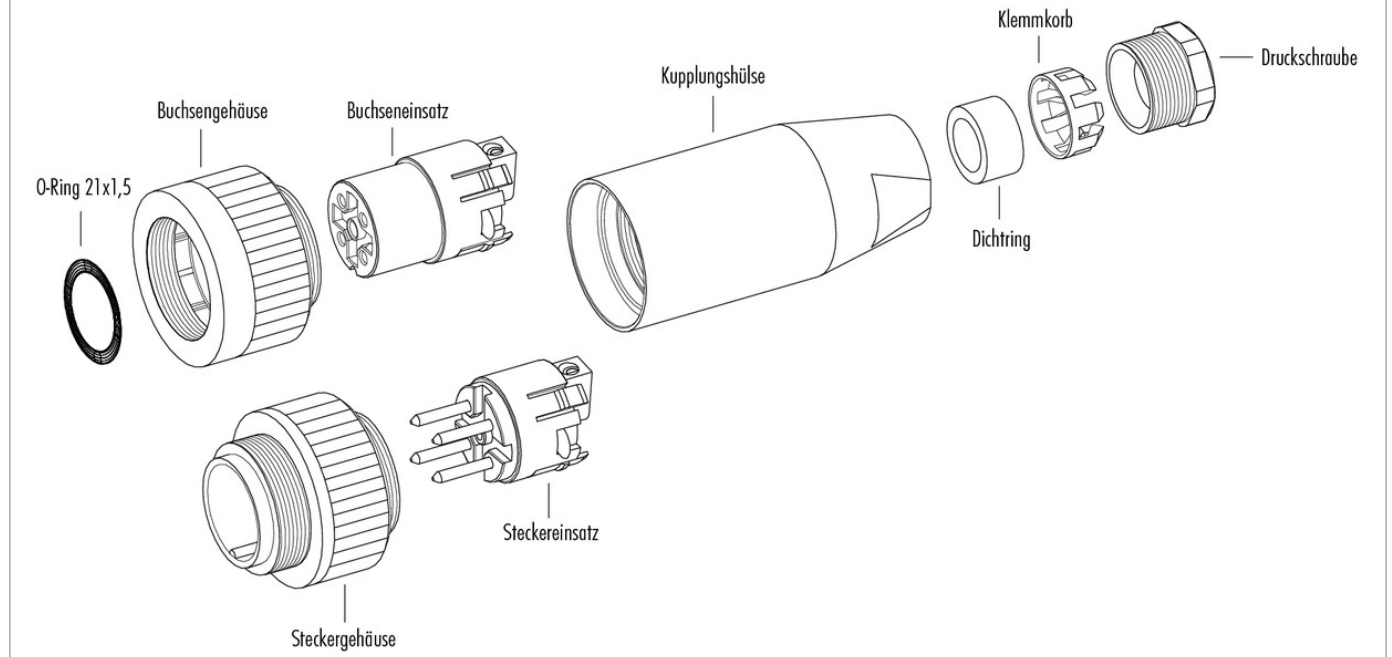
Material

Contact material	CuZn (brass)
Contact plating	Ag (silver)
Contact body material	PA (UL94 HB)
Housing material	PA
REACH SVHC	CAS 7439-92-1 (Lead)

Product description **RD30 cable connector, Contacts: 4+PE, 10.0 - 12.0 mm, shielding is not possible, screw clamp, IP65, ESTI+, VDE**

Area **RD30 series 694**
Order number **99 0709 00 05**

Component part drawing



Product description	RD30 cable connector, Contacts: 4+PE, 10.0 - 12.0 mm, shielding is not possible, screw clamp, IP65, ESTI+, VDE
Area	RD30 series 694
Order number	99 0709 00 05

Security notices

The connector must not be connected or separated under load. Non-observance and incorrect use can result in personal injury.

The connectors are designed for use in plant, control system and electrical equipment. The end user is responsible for checking whether the connectors are suitable for use in other applications.

To prevent the connector being opened unintentionally when used in electrical circuits containing hazardous life parts, the thread between the housing and the connector head must be secured using a suitable cyanoacrylate adhesive. This does not apply to connectors used in SELV and PELV circuits according to IEC 61140 (EN 61140, VDE 0140-1).

Connectors used in electrical circuits containing hazardous life parts must only be assembled and used by or under the supervision of persons with the requisite electrotechnical training, taking the applicable regulations and standards into account.

The end user must take suitable safety measures to ensure that the connector cannot be disconnected accidentally. Connectors with degree of protection IP 67 and IP 68 are not suitable for use under water. When used outdoors, the connectors must be separately protected against corrosion. For further information about IP degrees of protection refer to 'Technical support' in the Download Centre.

To lock the cable connector to the equipment connector, the threaded ring is tightened until it is 'finger-tight' (approx. 50 cNm).