Product data sheet

Automation Technology - Voltage and Power Supply

Product description	**M12-S Male cable connector, Contacts: 3+PE, 8.0-10.0 mm, unshielded, screw clamp, IP67, UL, VDE**
Area	**M12-S series 814**
Part no.	**99 0689 19 04**

Illustration

Scale drawing

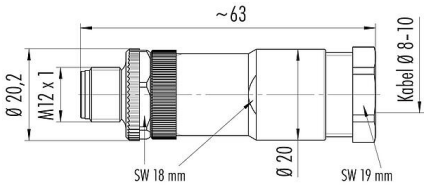

Contact arrangement (Plug-in side)

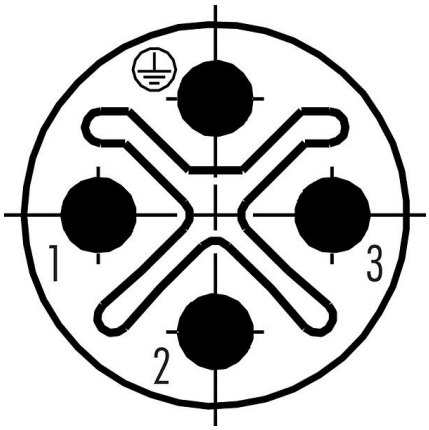

You can find the assembly instructions on the next page.

Technical data

General features

Part no.	**99 0689 19 04**
Connector design	Male cable connector
Version	Connector pin straight
Connector locking system	screw
Termination	screw clamp
Degree of protection	IP67
Cross-sectional area	max. 1.50 mm² with ferrule / max. 2.50 mm² without ferrule / AWG 16 with wire-end ferrule / AWG 14 without wire-end ferrule
Cable outlet	8.0-10.0 mm
Temperature range from/to	-40 °C / 85 °C
Mechanical operation	> 100 Mating cycles
Weight (g)	24.50
Customs tariff number	85369010

Electrical parameters

Rated voltage	630 V
Rated impulse voltage	6000 V
Rated current (40 °C)	12.0 A
Pollution degree	3
Overvoltage category	III
Insulating material group	II
EMC compliance	unshielded

Product data sheet

Automation Technology - Voltage and Power Supply

Product description	**M12-S Male cable connector, Contacts: 3+PE, 8.0-10.0 mm, unshielded, screw clamp, IP67, UL, VDE**
Area	**M12-S series 814**
Part no.	**99 0689 19 04**

Material

Housing material	PA
Contact body material	PA
Contact material	CuZn (brass)
Contact plating	Au (gold)
REACH SVHC	CAS 7439-92-1 (Lead)
SCIP number	800598f6-353f-43f2-a226-d448fc145b24

Authorization/approvals

Approvals	UL, VDE

Classifications

eCl@ss 11.1	27-44-01-02
ETIM 7.0	EC002635

Declarations of conformity

Low Voltage Directive	2014/35/EU (EN 60204-1:2018;EN 60529:1991)

Assembly instructions

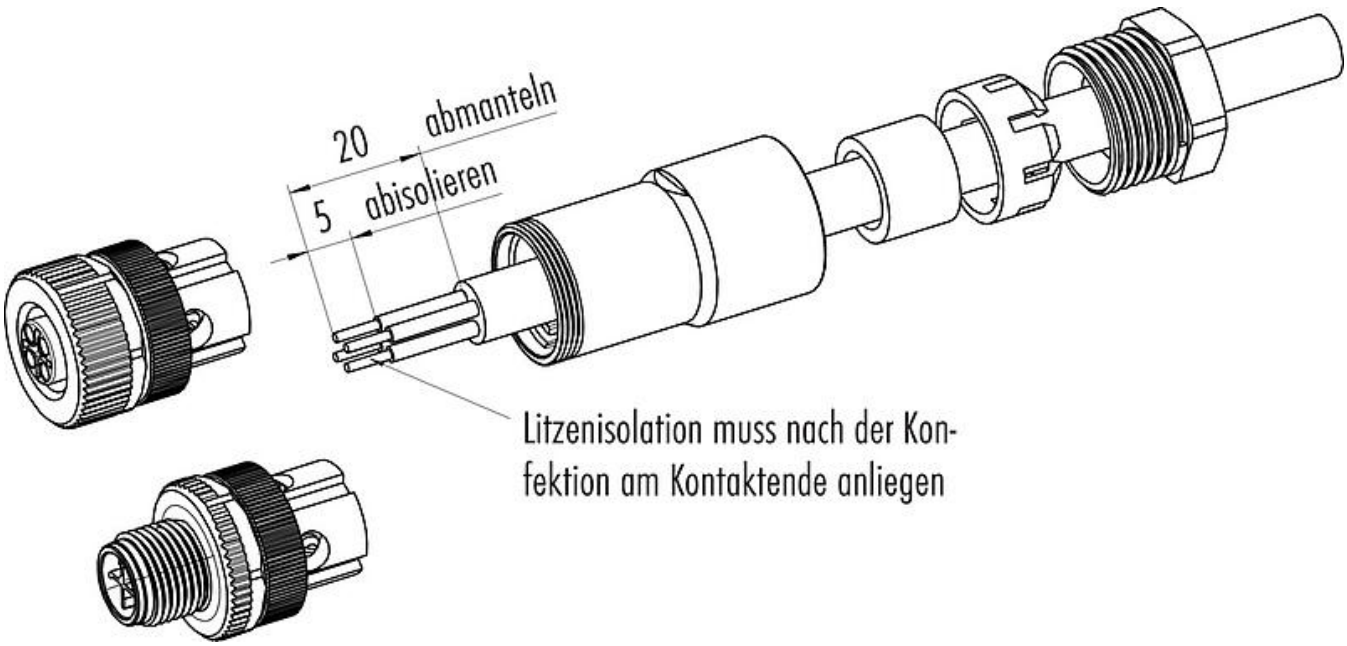

Product description	**M12-S Male cable connector, Contacts: 3+PE, 8.0-10.0 mm, unshielded, screw clamp, IP67, UL, VDE**
Area	**M12-S series 814**
Part no.	**99 0689 19 04**

Derating curve

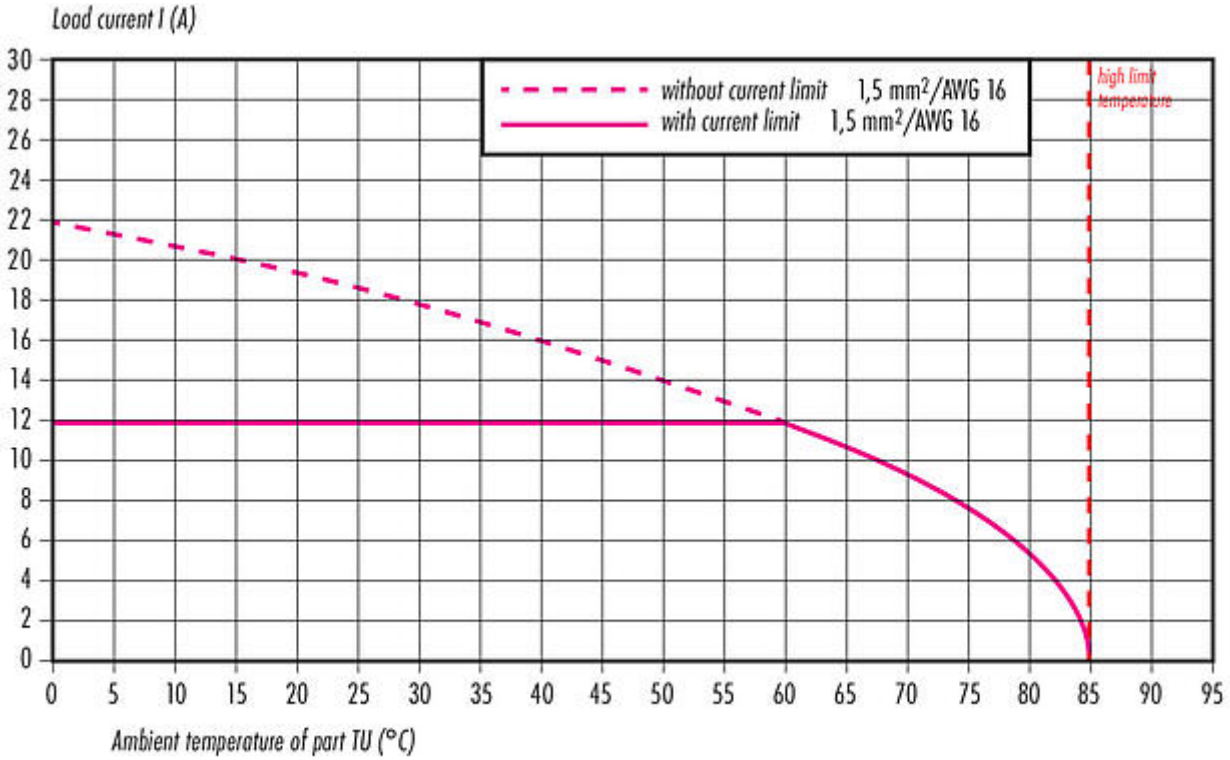

Product description	**M12-S Male cable connector, Contacts: 3+PE, 8.0-10.0 mm, unshielded, screw clamp, IP67, UL, VDE**
Area	**M12-S series 814**
Part no.	**99 0689 19 04**

General Disclaim Notice

The connector must not be plugged or unplugged under load. Non-observance and improper use can result in personal injury.

The connectors have been developed for applications in plant engineering, control and electrical equipment construction. The user is responsible for checking whether the connectors can also be used in other areas of application.

To protect against unintentional opening of the connector, the thread between the housing and the connector head must be secured with a suitable cyanoacrylate adhesive when used in circuits with voltages dangerous to the touch. This does not apply to connectors used in SELV and PELV circuits according to IEC 61140 (EN 61140, VDE 0140-1).

Connectors which are used in circuits with voltages dangerous to the touch may only be installed and used by, or under the supervision of, persons with electrical engineering training, taking into account the applicable regulations and standards.

The user must take suitable safety precautions to ensure that the connector cannot be accidentally disconnected.

Plug connectors with enclosure protection IP67 and IP68 are not suitable for use under water. When used outdoors, the plug connectors must be protected separately against corrosion. For further information on the IP protection classes, please refer to the "Technical Information" download centre.

To lock the cable connector with the device connector, the threaded ring is tightened "hand-tight" (approx. 60 cNm).

In the case of cable connectors with a metal threaded ring, it is imperative to ensure a connection with the PE protective contact of the appliance connector. Connecting cables between appliance connectors that are not connected to the PE contact are not permitted. The user must ensure a continuous connection of the protective earth conductor.