

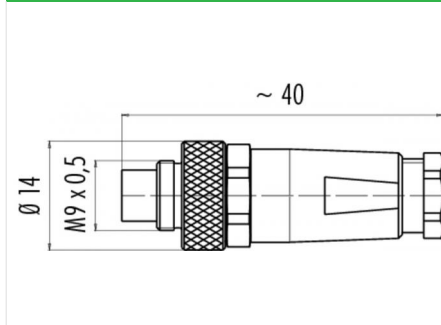
Product description **M9 IP67 cable connector, Contacts: 8, 3.5 - 5.0 mm, shieldable, solder, IP67**

Area **M9 IP67 series 712**  
Order number **99 0425 10 08**

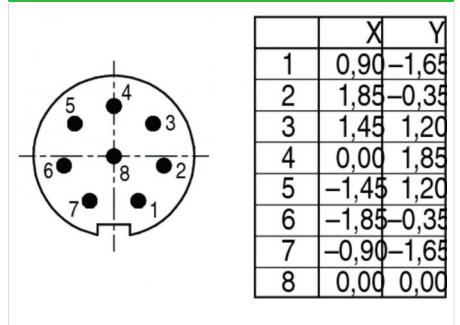
### Illustration



### Scale drawing



### Contact arrangement



**You can find the component part drawing and assembly instructions on the next page.**

## Technical data

### General values

Connector design	cable connector
Connector locking system	screw
Termination	solder
Wire gauge (mm)	0.14 mm <sup>2</sup>
Wire gauge (AWG)	26
Cable outlet	3.5 - 5.0 mm
Upper limit temperature	85 °C
Lower limit temperature	-40 °C
Customs tariff number	85369010
Packaging Unit	100

### Electrical values

Rated current (40 °C)	1 A
Rated voltage	125 V
Rated impulse voltage	1500 V
Pollution degree	1
Overvoltage category	II
Insulating material group	III
Insulation resistance	≥ 10 <sup>10</sup> Ω
EMC compliance	shieldable
Degree of protection	IP67
Mechanical operation	> 500 Mating cycles

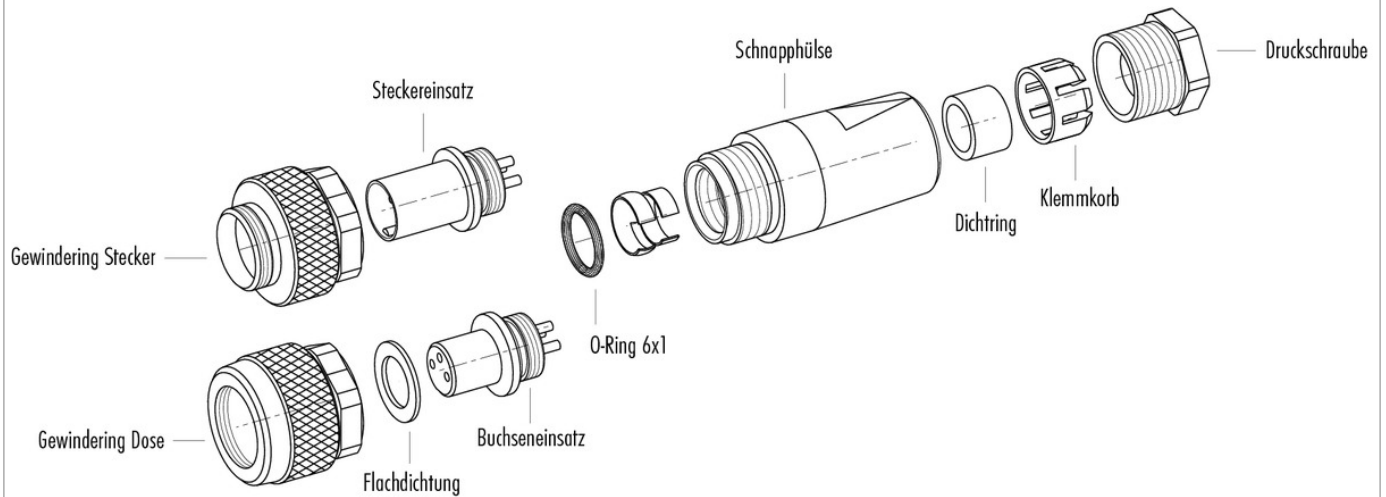
### Material

Contact material	CuZn (brass)
Contact plating	Au (gold)
Contact body material	PBT (UL94 V-0)
Housing material	PA/CuZn (Nickel-plated brass)

Product description **M9 IP67 cable connector, Contacts: 8, 3.5 - 5.0 mm, shieldable, solder, IP67**

Area **M9 IP67 series 712**  
 Order number **99 0425 10 08**

### Component part drawing



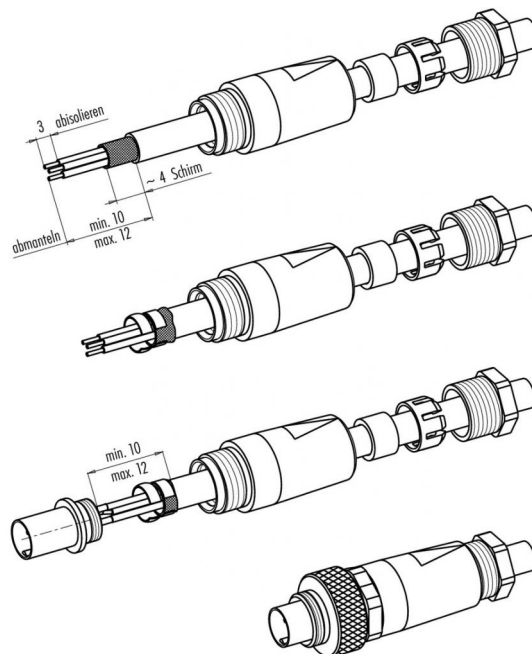
### Assembly instructions / Panel cut-out

1. Teile auffädeln, Kabel abmanteln, Schirm kürzen, Leiter isolieren

2. Schirm umlegen, Schirmmanschette an Kabeldurchmesser anpassen und mit Schirm verlöten

3. Überstehendes Geflecht abschneiden, Kontakteinsatz anlöten

4. Übrige Teile gemäß Darstellung montieren



Product description **M9 IP67 cable connector, Contacts: 8, 3.5 - 5.0 mm, shieldable, solder, IP67**

Area **M9 IP67 series 712**  
Order number **99 0425 10 08**

## Security notices

The connector must not be connected or separated under load. Non-observance and incorrect use can result in personal injury.

The connectors are designed for use in plant, control system and electrical equipment. The end user is responsible for checking whether the connectors are suitable for use in other applications.

Connectors used in electrical circuits containing hazardous life parts must only be assembled and used by or under the supervision of persons with the requisite electrotechnical training, taking the applicable regulations and standards into account.

Connectors with degree of protection IP 67 and IP 68 are not suitable for use under water. When used outdoors, the connectors must be separately protected against corrosion. For further information about IP degrees of protection refer to 'Technical support' in the Download Centre.

To lock the cable connector to the equipment connector, the threaded ring is tightened until it is 'finger-tight' (approx. 50 cNm).