

968183-1 ✓ ACTIVE

AMP | Timer Connector System

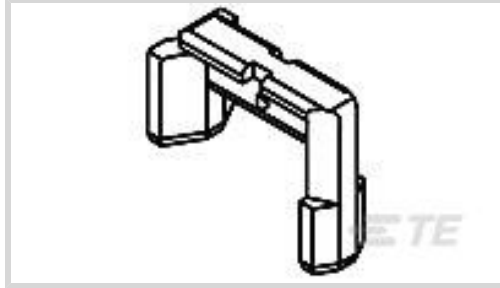
TE Internal #: 968183-1

Automotive Connector Locks & Position Assurance, Secondary Lock, Natural, PBT GF, -40 – 120 °C [-40 – 248 °F], Timer Connector System

[View on TE.com >](#)



Connectors > Automotive Connectors > Automotive Connector Accessories > Automotive Connector Locks & Position Assurance



Connector & Contact Retention Accessory Type: **Secondary Lock**

Primary Product Color: **Natural**

Primary Product Material: **PBT GF**

Operating Temperature Range: **-40 – 120 °C [-40 – 248 °F]**

Features

Product Type Features

Connector & Contact Retention Accessory Type	Secondary Lock
--	----------------

Body Features

Primary Product Color	Natural
Primary Product Material	PBT GF

Usage Conditions

Operating Temperature Range	-40 – 120 °C[-40 – 248 °F]
-----------------------------	----------------------------

Industry Standards

UL Flammability Rating	UL 94HB
------------------------	---------

Packaging Features

Packaging Method	Bag
------------------	-----

Other

Serviceable	Yes
-------------	-----

Product Compliance

[For compliance documentation, visit the product page on TE.com>](#)

EU RoHS Directive 2011/65/EU	Compliant
EU ELV Directive 2000/53/EC	Compliant
China RoHS 2 Directive MIIT Order No 32, 2016	No Restricted Materials Above Threshold

EU REACH Regulation (EC) No. 1907/2006

Current ECHA Candidate List: JUNE 2024 (241)

Candidate List Declared Against: JUNE 2024 (241)

Does not contain REACH SVHC

Halogen Content

Low Halogen - Br, Cl, F, I < 900 ppm per homogenous material. Also BFR/CFR/PVC Free

Solder Process Capability

Not applicable for solder process capability

Product Compliance Disclaimer

This information is provided based on reasonable inquiry of our suppliers and represents our current actual knowledge based on the information they provided. This information is subject to change. The part numbers that TE has identified as EU RoHS compliant have a maximum concentration of 0.1% by weight in homogenous materials for lead, hexavalent chromium, mercury, PBB, PBDE, DBP, BBP, DEHP, DIBP, and 0.01% for cadmium, or qualify for an exemption to these limits as defined in the Annexes of Directive 2011/65/EU (RoHS2). Finished electrical and electronic equipment products will be CE marked as required by Directive 2011/65/EU. Components may not be CE marked. Additionally, the part numbers that TE has identified as EU ELV compliant have a maximum concentration of 0.1% by weight in homogenous materials for lead, hexavalent chromium, and mercury, and 0.01% for cadmium, or qualify for an exemption to these limits as defined in the Annexes of Directive 2000/53/EC (ELV). Regarding the REACH Regulation, the information TE provides on SVHC in articles for this part number is based on the latest European Chemicals Agency (ECHA) 'Guidance on requirements for substances in articles' posted at this URL: <https://echa.europa.eu/guidance-documents/guidance-on-reach>

Compatible Parts



TE Part # CAT-T4827-CH8172
Timer Connector Housing




TE Part # 967201-1
JPT/MT3BU-GH ASSY4P

Also in the Series | Timer Connector System



Automotive Connector Caps & Covers (14)




Automotive Connector Locks & Position Assurance(15)



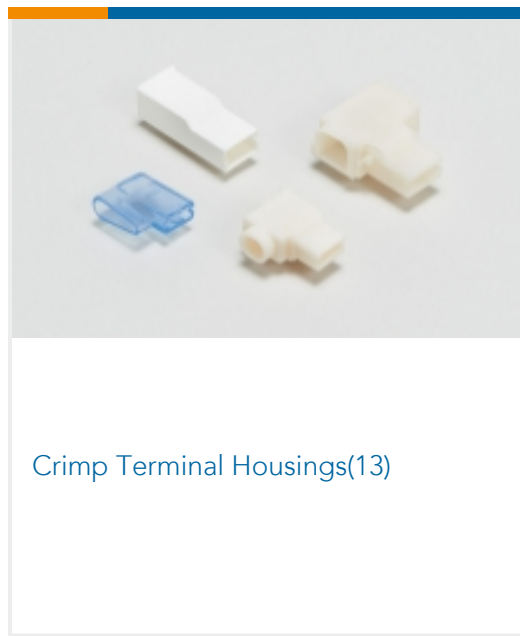
Automotive Housings(215)



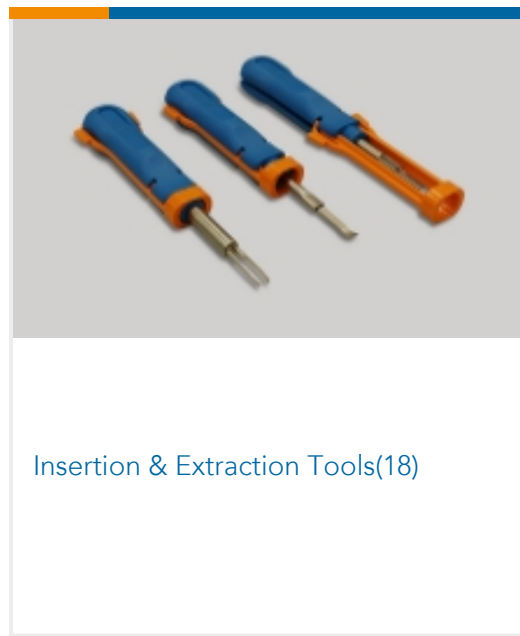
Automotive Terminals(135)




Connector Seals & Cavity Plugs(38)



Crimp Terminal Housings(13)



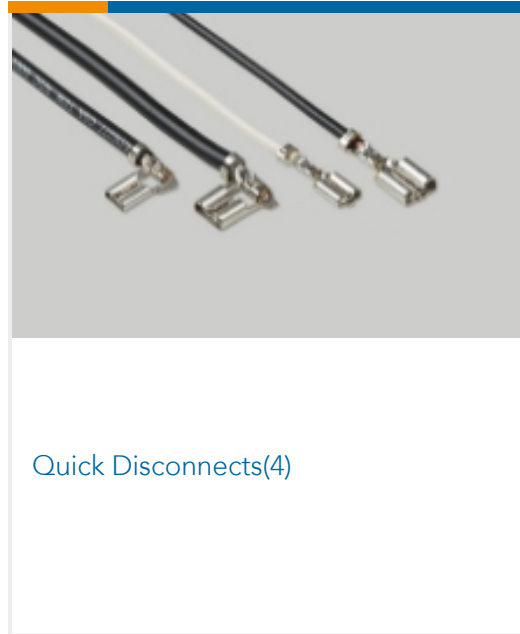
Insertion & Extraction Tools(18)



Other Automotive Connector Accessories(1)



PCB Headers & Receptacles(40)



Quick Disconnects(4)

Customers Also Bought



TE Part #2-927768-1
JPT REC 2.8 Contact SRC Au



TE Part #1241390-1
AMP MCP 2.8K, CONTACT



TE Part #1-1333201-9
ANVIL, COMBINATION (.055)



TE Part #1969795-1
02P UMNL HDR ASSY SCKT V0 GW



TE Part #1803709-5
CRIMPER, INSULATION F PREMIUM



TE Part #2-1633621-6
ANVIL, COMBINATION



TE Part #2035334-8
CONTACT, FEMALE0.64 ,20.35SQMM



TE Part #5-1803017-8
CRIMPER, INSULATION F



TE Part #6-1333281-8
CRIMPER, WIRE, F PREMIUM



TE Part #2-854014-4
ANVIL,COMB.(070X126)

Documents



Product Drawings

2.RETAINER

German

CAD Files

3D PDF

3D

Customer View Model

[ENG_CVM_CVM_968183-1_C_c-968183-1-c.2d_dxf.zip](#)

English

Customer View Model

[ENG_CVM_CVM_968183-1_C_c-968183-1-c.3d_igs.zip](#)

English

Customer View Model

[ENG_CVM_CVM_968183-1_C_c-968183-1-c.3d_stp.zip](#)

English

By downloading the CAD file I accept and agree to the [Terms and Conditions](#) of use.

Instruction Sheets

Instruction Sheet (U.S.)

English