




Connectors > Automotive Connectors > Automotive Connector Accessories > Automotive Connector Caps & Covers



Protection & Strain Relief Accessory Type: **Cover - Cable Exit**

Cable Exit Angle: **180°**

Strain Relief: **Without**

Primary Product Color: **White**

Primary Product Material: **PBT GF**

Features

Product Type Features

Protection & Strain Relief Accessory Type	Cover - Cable Exit
---	--------------------

Body Features

Cable Exit Angle	180°
Primary Product Color	White
Primary Product Material	PBT GF

Mechanical Attachment

Strain Relief	Without
---------------	---------

Dimensions

Compatible Cable Bundle Diameter Range	5 mm[.197 in]
--	---------------

Usage Conditions

Operating Temperature (Max)	100 °C[212 °F]
Operating Temperature Range	-40 - 100 °C[-40 - 212 °F]

Industry Standards

UL Flammability Rating	UL 94HB
------------------------	---------

Packaging Features

Packaging Method	Box
------------------	-----

Other

Serviceable	Yes
-------------	-----



Product Compliance

[For compliance documentation, visit the product page on TE.com>](#)

EU RoHS Directive 2011/65/EU	Compliant
EU ELV Directive 2000/53/EC	Compliant
China RoHS 2 Directive MIIT Order No 32, 2016	No Restricted Materials Above Threshold
EU REACH Regulation (EC) No. 1907/2006	Current ECHA Candidate List: JAN 2024 (240) Candidate List Declared Against: JAN 2024 (240) Does not contain REACH SVHC
Halogen Content	Low Halogen - Br, Cl, F, I < 900 ppm per homogenous material. Also BFR/CFR/PVC Free
Solder Process Capability	Not reviewed for solder process capability

Product Compliance Disclaimer

This information is provided based on reasonable inquiry of our suppliers and represents our current actual knowledge based on the information they provided. This information is subject to change. The part numbers that TE has identified as EU RoHS compliant have a maximum concentration of 0.1% by weight in homogenous materials for lead, hexavalent chromium, mercury, PBB, PBDE, DBP, BBP, DEHP, DIBP, and 0.01% for cadmium, or qualify for an exemption to these limits as defined in the Annexes of Directive 2011/65/EU (RoHS2). Finished electrical and electronic equipment products will be CE marked as required by Directive 2011/65/EU. Components may not be CE marked. Additionally, the part numbers that TE has identified as EU ELV compliant have a maximum concentration of 0.1% by weight in homogenous materials for lead, hexavalent chromium, and mercury, and 0.01% for cadmium, or qualify for an exemption to these limits as defined in the Annexes of Directive 2000/53/EC (ELV). Regarding the REACH Regulation, the information TE provides on SVHC in articles for this part number is based on the latest European Chemicals Agency (ECHA) 'Guidance on requirements for substances in articles' posted at this URL: <https://echa.europa.eu/guidance-documents/guidance-on-reach>

Compatible Parts

 <p>TE Part # 1379118-2 6POS MQS TAB</p>	 <p>TE Part # 953381-1 LOCKING DEVICE FOR 6W MQS</p>	 <p>TE Part # CAT-SIGH262 Signal Header</p>
---	--	--


Also in the Series | MQS




Automotive Connector Caps & Covers (113)




Automotive Connector EMC Shielding (3)



Automotive Connector Locks & Position Assurance(26)



Automotive Housings(379)



Automotive Terminals(88)




Connector Seals & Cavity Plugs(26)



Insertion & Extraction Tools(42)



Other Automotive Connector Accessories(7)



PCB Headers & Receptacles(143)


Customers Also Bought



TE Part # 2103124-2
High-Voltage Header



TE Part # 185311-1
6POS MQS REC



TE Part # 953382-1
COVER FOR 6W HSG MQS GEN2



TE Part # SRK02-MDA-32A-001
REC, 32P, BLK, E, FLANGE, A



TE Part # 316836-1
040-3 REC CONT. S



TE Part # 953381-1
LOCKING DEVICE FOR 6W MQS



TE Part # 1-2141272-6
2POS, MIXED,HEADER ASSY,CODF

Documents



Product Drawings

COVER FOR 6W HSG MQS GEN2

English

CAD Files

Customer View Model

[ENG_CVM_953382-2_A.3d_igs.zip](#)

English

Customer View Model

[ENG_CVM_953382-2_A.3d_stp.zip](#)

English

Customer View Model

[ENG_CVM_953382-2_A.2d_dxf.zip](#)

English

3D PDF

English

By downloading the CAD file I accept and agree to the [Terms and Conditions](#) of use.

Product Specifications

Product Specification

English

Instruction Sheets

6 VOIES MQS GENE II

English

Instruction Sheet (non U.S.)

English