



# Point of Use Ionizing Blower

## MODEL 6432e

Simco-Ion's Point of Use Ionizing Blower Model 6432e controls static discharge in assembly, inspection, and packaging areas. The Model 6432e can also be used in-tool to control static build-up problems such as product contamination, material mis-handling or microprocessor lock-up.

IsoStat technology provides several useful benefits for the 6432e blower. It's small size and ability to operate in balance without grounding wires or cables allows easy and quick installation and setup. The blower's internal emitter points are electrostatically shielded to eliminate field-induced charging. Steady-state DC operation provides fast discharge with low airflow for greater operator comfort.

### Features






- IsoStat® technology
- Steady-state DC ion emission
- 24 VDC or 24 VAC input power
- Facility Monitoring System (FMS) interface
- Operational failure alarm
- Small footprint design with in-tool stand or benchtop stand

### Benefits

- Intrinsically balanced; no calibration needed
- Minimum ion recombination provides maximum static control
- Convenient power options, wall-provided AC or tool-provided DC
- Faster response to ionization failure with notification through tool or facility monitoring system
- Provides visual notification of any operational failures
- Occupies little work or tool space; cleanroom-compatible (minimizes disruption of laminar flow)



## Specifications

<b>Input Voltage</b>	24 VDC ( $\pm 10\%$ ), 6W max or 24 VAC ( $\pm 10\%$ ), 50-60 Hz, 6W max
<b>Discharge</b>	$\pm 1000-100V < 4 \text{ sec} @ 1''$ (using 24 VAC)
<b>Balance</b>	$\pm 20V @ 1'$ away
<b>Ion Emission</b>	Steady-state DC
<b>Emitter Points</b>	Tungsten wire; internally shielded
<b>Airflow</b>	49 cfm (typ)
<b>Cleanroom Class</b>	Meets ISO 14644-1 Class 5 (Fed Std. 209E Class 100)
<b>Ozone</b>	$< 0.005 \text{ ppm}$ (typ)
<b>LED Indicators</b>	Green POWER; red ALARM
<b>Mounting</b>	Small in-tool bracket/stand (1.8 x 5.1 in./45 x 129 mm); large benchtop stand (4.1 x 5.1 in./108 x 129 mm); both with 1/4" mounting hole and 10-32 truss head screws
<b>Dimensions</b>	5.3H x 5.0W x 2.5D (133 x 127 x 63 mm); small bracket base is 1.8" (45 mm); large stand base is 4.1" (108 mm)
<b>Weight</b>	21 oz (595g) with benchtop stand
<b>Warranty</b>	2-year warranty
<b>Certifications</b>	 RoHS Compliant
<b>Transformer 14-1320-01</b>	
<b>Input Voltage</b>	120 VAC, 60 Hz
<b>Output Voltage</b>	24 VAC, 60 Hz @ 450 mA, $\pm 5\%$
<b>Dimensions</b>	3.4H x 2.3W x 1.9D (87 x 58.5 x 48 mm)
<b>Weight</b>	1 lb (0.45 kg)
<b>Certifications</b>	 US RoHS Compliant
<b>Transformer 14-1330</b>	
<b>Input Voltage</b>	230 VAC $\pm 10\%$ , 50 Hz
<b>Output</b>	24 VAC @ 750 mA, $\pm 5\%$
<b>Dimensions</b>	2.8H x 2.5W x 1.9D in. (71H x 64W x 48D mm)
<b>Weight</b>	0.8 lb (0.36 kg)
<b>Certifications</b>	 RoHS Compliant
<b>AC Adapter 14-1322</b>	
<b>Input Voltage</b>	120-240 VAC $\pm 10\%$ , 50/60 Hz
<b>Output</b>	24 VDC @ 400 mA
<b>Dimensions</b>	1.4H x 2.1W x 3.4L in. (36H x 53W x 86L mm)
<b>Weight</b>	0.25 lb (0.11 kg)
<b>Certifications</b>	 US  RoHS Compliant

1. Tested in accordance with ANSI/ESD STM3.1-2006.

## Enhanced Features

The Model 6432e offers both an alarm LED on the front of the blower that indicates a high voltage circuitry failure, and a five-pin facility monitoring system (FMS) interface. The FMS interface provides a 4-20 mA current loop and relay output connection. Together with the 24 VDC input connection, the FMS output is situated on a convenient terminal block, designed for easy integration with your process equipment.



## Power Options

For increased flexibility, the Model 6432e Blower can be directly powered by process equipment or 24 VDC/VAC power to fit the needs of your environment. For 100-120 VAC input power, use transformer #14-1320-01; for 230 VAC, use #14-1330; for applications where DC input power is preferable, use AC/DC adapter #14-1322.



The Model 6432e is offered with a smaller in-tool stand (shown here) or a larger benchtop stand, shown in the photo on the front of the datasheet.

## Ordering Information

<b>92-6432e-US</b>	6432e Ionizing Blower; benchtop stand; 120 VAC to 24 VAC transformer
<b>91-6432e</b>	Blower with alarm indicator light and FMS
<b>32-6433</b>	Benchtop stand
<b>32-6434</b>	In-tool stand
<b>14-1320-01</b>	120 VAC to 24 VAC, 60 Hz Wall Transformer (US/Japan plug)
<b>14-1330</b>	230 VAC to 24 VAC, 50 Hz Wall Transformer (EUR plug)
<b>14-1322</b>	24 VDC 120/230V 50/60 Hz AC-DC Adapter
<b>18-20285</b>	Wall Outlet Connector for 14-1322, US/Japan
<b>18-20286</b>	Wall Outlet Connector for 14-1322, United Kingdom
<b>18-20287</b>	Wall Outlet Connector for 14-1322, Europe
<b>18-20288</b>	Wall Outlet Connector for 14-1322, China

**Distributed by:**  
**All-Spec Industries**  
 PH: 800-537-0351  
 FX: 800-379-9903  
[sales@all-spec.com](mailto:sales@all-spec.com)  
[www.all-spec.com](http://www.all-spec.com)

**SIMCO ION**™  
 An ITW Company

DS-6432\_V10 - 01/13  
 © 2013 Simco-Ion  
 All rights reserved.

**Simco-Ion**  
 Technology Group  
 1750 North Loop Rd., Ste 100  
 Alameda, CA 94502  
 Tel: 800.367.2452 (in USA)  
 Tel: 510.217.0600  
[ioninfo@simco-ion.com](mailto:ioninfo@simco-ion.com)  
[www.simco-ion.com](http://www.simco-ion.com)