

917726-1 ✓ ACTIVE

AMP Signal Double Lock


TE Internal #: 917726-1

PCB Mount Header, Vertical, Wire-to-Board, 6 Position, 2.5 mm [.098 in] Centerline, Fully Shrouded, Tin, Through Hole - Solder, AMP Signal Double Lock

[View on TE.com >](#)



Connectors > PCB Connectors > PCB Headers & Receptacles



Connector System: **Wire-to-Board**

Number of Positions: **6**

Number of Rows: **1**

Centerline (Pitch): **2.5 mm [.098 in]**

PCB Mount Orientation: **Vertical**

Features

Product Type Features

Connector System	Wire-to-Board
Header Type	Fully Shrouded
Sealable	No
Connector & Contact Terminates To	Printed Circuit Board
PCB Connector Assembly Type	PCB Mount Header

Configuration Features

Number of Positions	6
Number of Rows	1
PCB Mount Orientation	Vertical

Electrical Characteristics

Operating Voltage	250 VAC
-------------------	---------

Body Features

Connector Profile	High
Primary Product Color	Natural



Contact Features

Contact Mating Area Length	4.7 mm[1.8 in]
Mating Square Post Dimension	.64 mm[.025 in]
PCB Contact Termination Area Plating Material Thickness	.8 – 2.5 μm [31.49 – 98.42 μin]
Contact Layout	Inline
Contact Underplating Material Thickness	.5 – 1.2 μm [19.68 – 47.24 μin]
Contact Mating Area Plating Material Thickness	.8 μm [31.49 μin]
PCB Contact Termination Area Plating Material Finish	Matte
Contact Shape & Form	Square
Contact Mating Area Plating Material Finish	Matte
Contact Underplating Material	Copper
PCB Contact Termination Area Plating Material	Tin
Contact Base Material	Copper Alloy
Contact Mating Area Plating Material	Tin
Contact Type	Pin
Contact Current Rating (Max)	3 A

Termination Features

Square Termination Post & Tail Dimension	.64 mm[.025 in]
Termination Post & Tail Length	3.18 mm[.125 in]
Termination Method to Printed Circuit Board	Through Hole - Solder

Mechanical Attachment

PCB Mount Alignment Type	Boss
Mating Alignment Type	Polarization
Mating Retention	With
PCB Mount Retention Type	Kinked
Mating Retention Type	Latch
Connector Mounting Type	Board Mount
Mating Alignment	With
PCB Mount Alignment	With
PCB Mount Retention	With

Housing Features

Housing Material	Nylon 6/6 GF
------------------	--------------



Centerline (Pitch)	2.5 mm[.098 in]
--------------------	-----------------

Dimensions

Connector Length	17.5 mm[.68 in]
Connector Height	15.3 mm[.6 in]
Connector Width	8.2 mm[.32 in]
PCB Thickness (Recommended)	1.6 mm[.063 in]

Usage Conditions

Operating Temperature Range	-30 – 105 °C[-22 – 221 °F]
-----------------------------	----------------------------

Operation/Application

Circuit Application	Signal
---------------------	--------

Industry Standards

Glow Wire Rating	Glow Wire
Compatible With Agency/Standards Products	CSA, UL
UL Flammability Rating	UL 94V-0

Packaging Features

Packaging Quantity	150
Packaging Method	Bag, Box

Product Compliance

[For compliance documentation, visit the product page on TE.com>](#)

EU RoHS Directive 2011/65/EU	Compliant
EU ELV Directive 2000/53/EC	Compliant
China RoHS 2 Directive MIIT Order No 32, 2016	No Restricted Materials Above Threshold
EU REACH Regulation (EC) No. 1907/2006	Current ECHA Candidate List: JUNE 2023 (235) Candidate List Declared Against: JUNE 2023 (235) Does not contain REACH SVHC
Halogen Content	Not Low Halogen - contains Br or Cl > 900 ppm.
Solder Process Capability	Wave solder capable to 265°C

Product Compliance Disclaimer

This information is provided based on reasonable inquiry of our suppliers and represents our current actual knowledge based on the information they provided. This information is subject to change. The part numbers that TE has identified as EU RoHS compliant have a maximum concentration of 0.1% by weight in homogenous materials for lead, hexavalent

chromium, mercury, PBB, PBDE, DBP, BBP, DEHP, DIBP, and 0.01% for cadmium, or qualify for an exemption to these limits as defined in the Annexes of Directive 2011/65/EU (RoHS2). Finished electrical and electronic equipment products will be CE marked as required by Directive 2011/65/EU. Components may not be CE marked. Additionally, the part numbers that TE has identified as EU ELV compliant have a maximum concentration of 0.1% by weight in homogenous materials for lead, hexavalent chromium, and mercury, and 0.01% for cadmium, or qualify for an exemption to these limits as defined in the Annexes of Directive 2000/53/EC (ELV). Regarding the REACH Regulation, the information TE provides on SVHC in articles for this part number is based on the latest European Chemicals Agency (ECHA) 'Guidance on requirements for substances in articles' posted at this URL: <https://echa.europa.eu/guidance-documents/guidance-on-reach>

Compatible Parts




TE Part # CAT-SI261-P729
STD Temp Signal Double Lock Plug




TE Part # 5-917690-1
2.5 SIGNAL D/LOCK PLUG HSG 6P


Also in the Series | AMP Signal Double Lock




Connector Caps & Covers(1)




Connector Contacts(14)



Connector Hardware(19)




Connector Seals & Cavity Plugs(10)




Insertion & Extraction Tools(1)




PCB Headers & Receptacles(144)




Rectangular Connector Housings(23)



Rectangular Power Connectors(3)

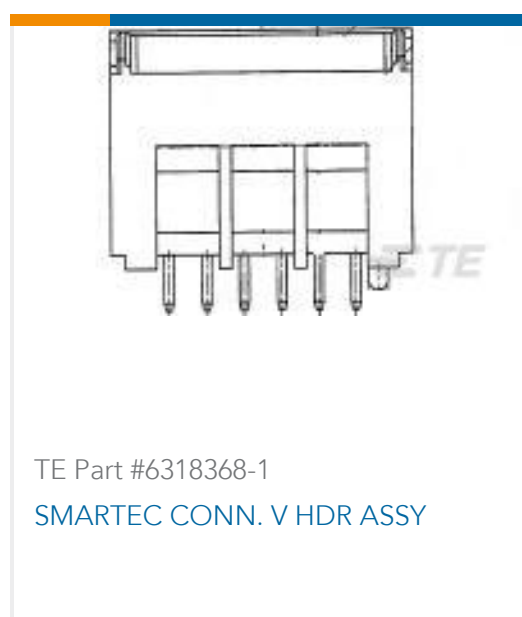



Standard Rectangular Connectors(1)



Wire-to-Board Connector Assemblies & Housings(76)

Customers Also Bought



Documents

Product Drawings

[2.5 S.D.L. P/HDR ASY 6P H/PRO.](#)

English

CAD Files

Customer View Model

[ENG_CVM_917726-1_E.3d_igs.zip](#)

English

Customer View Model

[ENG_CVM_917726-1_E.3d_stp.zip](#)

English

Customer View Model

[ENG_CVM_917726-1_E.2d_dxf.zip](#)

English

[3D PDF](#)

English

[3D PDF](#)



3D

Customer View Model

[ENG_CVM_CVM_917726-1_H.2d_dxf.zip](#)

English

Customer View Model

[ENG_CVM_CVM_917726-1_H.3d_igs.zip](#)

English

Customer View Model

[ENG_CVM_CVM_917726-1_H.3d_stp.zip](#)

English

By downloading the CAD file I accept and agree to the [Terms and Conditions](#) of use.

Datasheets & Catalog Pages

[SOFT_SHELL_PIN_AND_SOCKET_CONNECTORS_CATALOG](#)

English

[1773458-3_2.5MM_SIGNAL_DOUBLE_LOCK_CONNECTORS](#)

English

Product Specifications

[Application Specification](#)

English

Instruction Sheets

[Instruction Sheet \(non U.S.\)](#)

English

[AMP 2.5 SIGNAL DOUBLE LOCK CONNECTOR SERIES](#)

English

Agency Approvals

[CSA Certificate](#)

English

[CSA Certificate](#)

English