



Connectors > Automotive Connectors > Automotive Housings



Connector System: **Wire-to-Board, Wire-to-Wire**

Number of Positions: **96**

Connector & Housing Type: **Housing for Female Terminals**

Centerline (Pitch): **2.5 mm, 3 mm, 3.5 mm [.098 in, .118 in, .138 in]**

Sealable: **Yes**

Features

Product Type Features

Mixed & Hybrid Connector	No
Connector Shape	Rectangular
Connector System	Wire-to-Board, Wire-to-Wire
Connector & Housing Type	Housing for Female Terminals
Sealable	Yes
Connector & Contact Terminates To	Wire & Cable
Primary Locking Feature	On the Terminal

Configuration Features

Number of Positions	96
Number of Rows	4

Electrical Characteristics

Operating Voltage	14 VDC
Nominal Voltage Architecture	12 V, 24 V

Body Features

Cable Exit Angle	150°, 180°, 90°
Primary Product Color	Black
Connector & Keying Code	Neutral

Contact Features

--	--



Contact Size	1.2mm, 2.8mm
Contact Type	Receptacle
Mating Tab Width	1.2 mm, 2.8 mm [.047 in][.11 in]
Contact Current Rating (Max)	15 A, 30 A

Mechanical Attachment

Terminal Position Assurance	No
Strain Relief	With
Mating Alignment Type	Polarized
Mating Alignment	With
Connector Mounting Type	Cable Mount (Free-Hanging)

Housing Features

Housing Material	PA GF
Centerline (Pitch)	2.5 mm, 3 mm, 3.5 mm [.098 in][.118 in][.138 in]

Dimensions

Connector Height	35.7 mm [1.406 in]
Product Width	42 mm [1.654 in]
Product Length	77.9 mm [3.067 in]

Usage Conditions

Operating Temperature (Max)	130 °C [266 °F]
Operating Temperature Range	-40 – 130 °C [-40 – 266 °F]

Operation/Application

Circuit Application	Power & Signal
---------------------	----------------

Packaging Features

Packaging Quantity	252
Packaging Method	Box

Other

Serviceable	Yes
Connector Position Assurance Capable	No

Product Compliance

[For compliance documentation, visit the product page on TE.com>](#)



EU RoHS Directive 2011/65/EU	Compliant
EU ELV Directive 2000/53/EC	Compliant
China RoHS 2 Directive MIIT Order No 32, 2016	No Restricted Materials Above Threshold
EU REACH Regulation (EC) No. 1907/2006	Current ECHA Candidate List: JUNE 2023 (235) Candidate List Declared Against: JAN 2023 (233) Does not contain REACH SVHC
Halogen Content	Low Halogen - Br, Cl, F, I < 900 ppm per homogenous material. Also BFR/CFR/PVC Free
Solder Process Capability	Not applicable for solder process capability

Product Compliance Disclaimer

This information is provided based on reasonable inquiry of our suppliers and represents our current actual knowledge based on the information they provided. This information is subject to change. The part numbers that TE has identified as EU RoHS compliant have a maximum concentration of 0.1% by weight in homogenous materials for lead, hexavalent chromium, mercury, PBB, PBDE, DBP, BBP, DEHP, DIBP, and 0.01% for cadmium, or qualify for an exemption to these limits as defined in the Annexes of Directive 2011/65/EU (RoHS2). Finished electrical and electronic equipment products will be CE marked as required by Directive 2011/65/EU. Components may not be CE marked. Additionally, the part numbers that TE has identified as EU ELV compliant have a maximum concentration of 0.1% by weight in homogenous materials for lead, hexavalent chromium, and mercury, and 0.01% for cadmium, or qualify for an exemption to these limits as defined in the Annexes of Directive 2000/53/EC (ELV). Regarding the REACH Regulation, the information TE provides on SVHC in articles for this part number is based on the latest European Chemicals Agency (ECHA) 'Guidance on requirements for substances in articles' posted at this URL: <https://echa.europa.eu/guidance-documents/guidance-on-reach>

Compatible Parts



TE Part # 1452426-1
EXTRACTION TOOL



TE Part # 1452862-1
COVER 96POS. ASSY



TE Part # 1452388-1
2 LOCKING DEV1.2



TE Part # 828905-1
SINGLE-WIRE-SEAL(5MM HOLE)



TE Part # CAT-AM705-T273
AMP MCP, RECEPTACLE AND TAB



TE Part # CAT-M4595-T273
MCON Receptacle and Tab




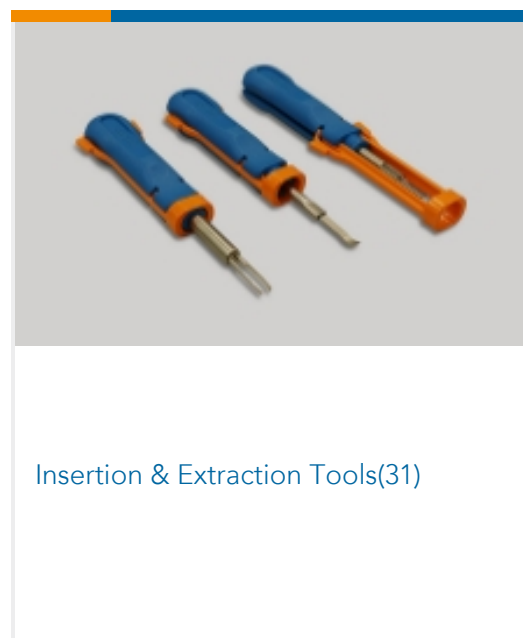

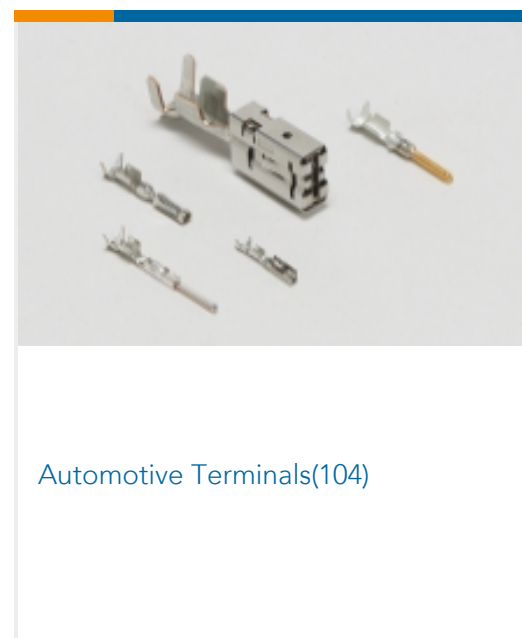
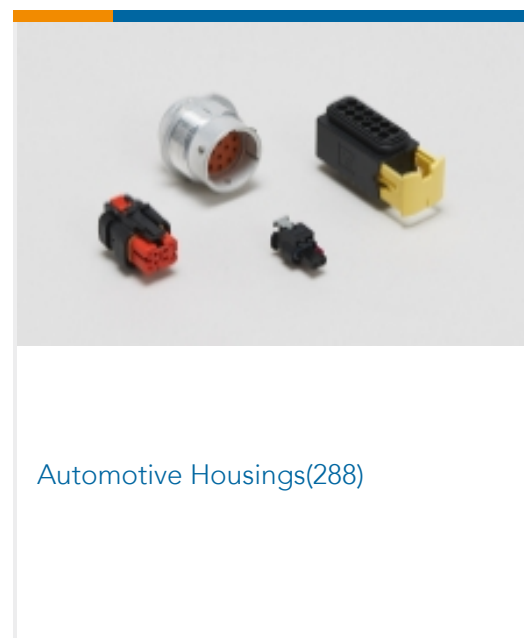
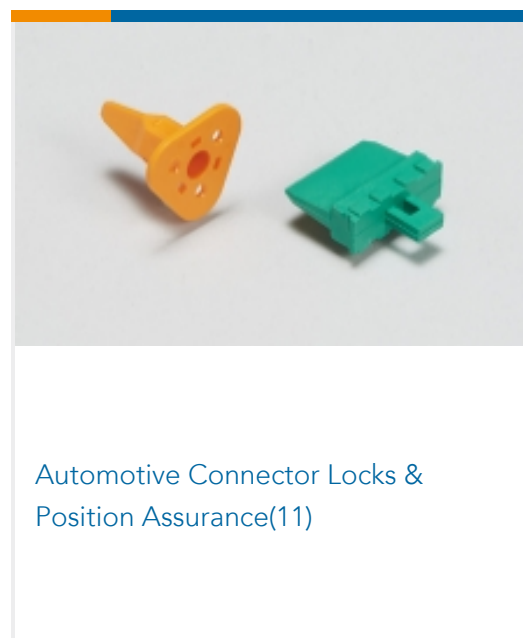
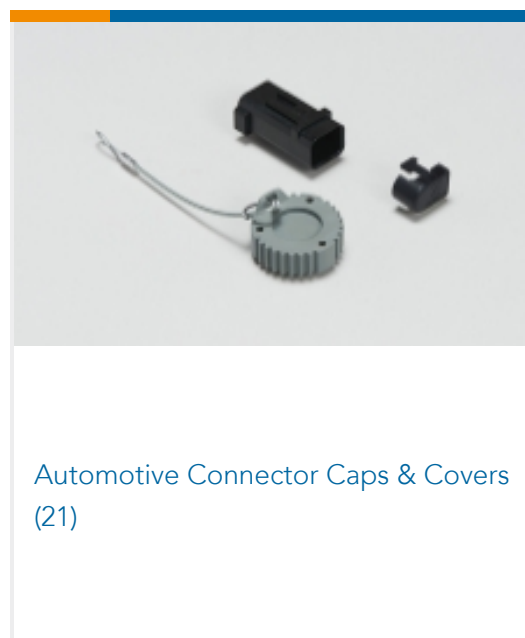
TE Part # 1452389-1
COVER ASSY 96 POS.



TE Part # 1452388-2
SECONDARY LOCK FOR 96 POS CONN

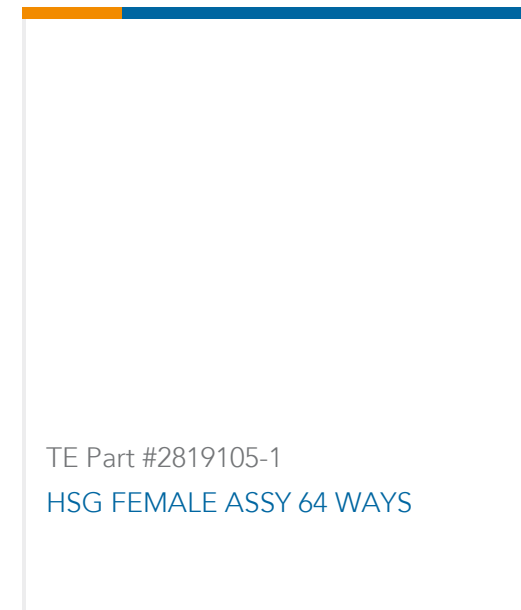



Also in the Series | MCON Interconnection System



Customers Also Bought





Documents

Product Drawings

96 POS. CONNECTOR ASSY

English

CAD Files

Customer View Model

[ENG_CVM_CVM_9-1452380-9_L.2d_dxf.zip](#)

English

3D PDF

3D

Customer View Model

[ENG_CVM_CVM_9-1452380-9_L.3d_igs.zip](#)

English

Customer View Model

[ENG_CVM_CVM_9-1452380-9_L.3d_stp.zip](#)

English

By downloading the CAD file I accept and agree to the [Terms and Conditions](#) of use.

Datasheets & Catalog Pages

MCON Interconnection System

English

Product Specifications

Appl. Spec. for 154 pos.Connector (96 pos. and 58 pos.)

English

Product Specification

English