

INTRODUCTION

The SMT Series, designed for surface mount applications, are small varistors manufactured in a leadless monoblock form. The SMT Series varistors have significantly lower profiles than our radial-leaded devices, thus reducing PC board design requirements. They are available with maximum continuous operating voltages (MCOV) ranging from 10VAC to 600VAC.

SMT Series are typically packaged in Tape and Reel packaging. To order in an alternate packaging scheme, please see the order code below or contact us.

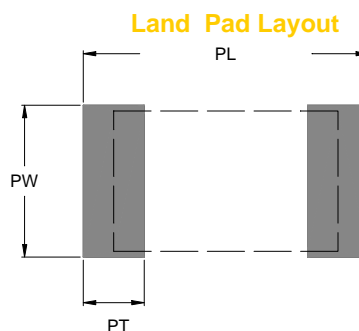
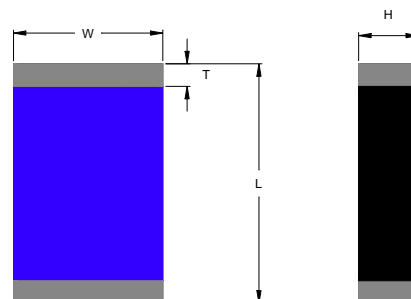
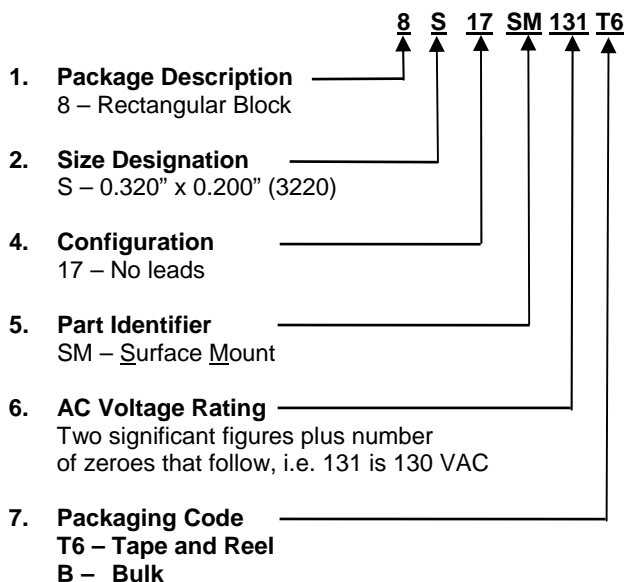
STANDARD MARKING

The SMT Series currently do not have markings. Special marking may be available upon request.

STYLE DESIGNATION

The Maida Style Number is the typical means to identify our components when ordered. The style number identifies several parameters that are important for the characteristics of the device. An alternative ordering method, if known, is by our Item Number.

The following example is the standard part numbering system when ordering our SMT Series components by the Maida Style Number:



11VAC thru 300VAC VARISTORS

Maida Style Number	Recognitions To Safety Agency Standards A B C D E F						Nominal Size (mm)	Minimum Marking	Maximum Ratings						Electrical Characteristics					
									Continuous		Transient				Varistor Voltage @1 mA DC		Max Clamping Voltage (@Test Current)		Typical Cap. 1 V rms @1kHz (pF)	
									Applied Voltage		Energy		Peak Current							
											10 x 1000 μsec	8 x 20 μsec	8 x 20 μsec # Pulses							
(AC)	(DC)	(J)	(J)	1 (A)	2 (A)	Vmin (V)	Vmax (V)	(8 x 20 μsec) (V)	(A)											
8S17SM100	X						N/A	N/A	10	14	0.8	0.8	250	125	14.4	21.6	42	5	2000	
8S17SM140	X						N/A	N/A	14	18	0.8	0.8	250	125	18.7	26.0	47	5	1600	
8S17SM170	X						N/A	N/A	17	22	1	1	250	125	23.0	31.1	57	5	1300	
8S17SM200	X						N/A	N/A	20	26	1.2	1.2	250	125	29.5	36.5	68	5	1100	
8S17SM250	X						N/A	N/A	25	31	1.5	1.5	250	125	35	43	79	5	900	
8S17SM300	X						N/A	N/A	30	38	1.8	1.8	250	125	42	52	92	5	800	
8S17SM350	X						N/A	N/A	35	45	2.3	2.3	250	125	50	62	107	5	700	
8S17SM400	X						N/A	N/A	40	56	3	3	250	125	61	75	127	5	600	
8S17SM500	X						N/A	N/A	50	66	4	4	500	350	74	91	135	10	500	
8S17SM600	X						N/A	N/A	60	81	5	5	500	350	90	110	165	10	400	
8S17SM750	X						N/A	N/A	75	102	6	6	500	350	108	132	200	10	300	
8S17SM950	X						N/A	N/A	95	127	8	8	500	350	135	165	250	10	250	
8S17SM121	X						N/A	N/A	120	160	10	10	500	350	170	207	295	10	200	
8S17SM131	X						N/A	N/A	130	175	11	11	500	350	184	228	340	10	180	
8S17SM141	X						N/A	N/A	140	180	12	12	500	350	198	242	360	10	160	
8S17SM151	X						N/A	N/A	150	200	13	13	500	350	212	268	395	10	150	
8S17SM181	X						N/A	N/A	180	230	14	14	500	350	255	311	445	10	120	
8S17SM231	X						N/A	N/A	230	300	20	20	500	350	324	396	595	10	100	
8S17SM251	X						N/A	N/A	250	330	21	21	500	350	354	429	650	10	90	
8S17SM271	X						N/A	N/A	270	360	23	23	500	350	382	466	710	10	80	
8S17SM301	X						N/A	N/A	300	390	25	25	500	350	425	518	790	10	70	

NOTES:
 Appendix A lists the single-pulse peak current and energy ratings on file with the Safety Agencies.
 Maximum transient rating specified in this table are valid. They may differ from those shown in Appendix A.
 A = UL1449 D = VDE
 B = cUL E =
 C = CSA F =

11VAC thru 300VAC VARISTORS

Maida Style Number	Length (L) (in)	Length Tolerance (L) (in)	Width (W) (in)	Width Tolerance (W) (in)	MAX. Height (H) (in)	Land Pad Length (PL) (in)	Land Pad Width (PW) (in)	Land Pad Thickness (PT) (in)	Typical Wire Diameter (d) (in)
8S17SM100	0.320	0.012	0.200	0.012	0.036	0.402	0.217	0.087	N/A
8S17SM140	0.320	0.012	0.200	0.012	0.044	0.402	0.217	0.087	N/A
8S17SM170	0.320	0.012	0.200	0.012	0.054	0.402	0.217	0.087	N/A
8S17SM200	0.320	0.012	0.200	0.012	0.033	0.402	0.217	0.087	N/A
8S17SM250	0.320	0.012	0.200	0.012	0.039	0.402	0.217	0.087	N/A
8S17SM300	0.320	0.012	0.200	0.012	0.047	0.402	0.217	0.087	N/A
8S17SM350	0.320	0.012	0.200	0.012	0.056	0.402	0.217	0.087	N/A
8S17SM400	0.320	0.012	0.200	0.012	0.034	0.402	0.217	0.087	N/A
8S17SM500	0.320	0.012	0.200	0.012	0.039	0.402	0.217	0.087	N/A
8S17SM600	0.320	0.012	0.200	0.012	0.026	0.402	0.217	0.087	N/A
8S17SM750	0.320	0.012	0.200	0.012	0.032	0.402	0.217	0.087	N/A
8S17SM950	0.320	0.012	0.200	0.012	0.039	0.402	0.217	0.087	N/A
8S17SM121	0.320	0.012	0.200	0.012	0.030	0.402	0.217	0.087	N/A
8S17SM131	0.320	0.012	0.200	0.012	0.034	0.402	0.217	0.087	N/A
8S17SM141	0.320	0.012	0.200	0.012	0.036	0.402	0.217	0.087	N/A
8S17SM151	0.320	0.012	0.200	0.012	0.039	0.402	0.217	0.087	N/A
8S17SM181	0.320	0.012	0.200	0.012	0.042	0.402	0.217	0.087	N/A
8S17SM231	0.320	0.012	0.200	0.012	0.059	0.402	0.217	0.087	N/A
8S17SM251	0.320	0.012	0.200	0.012	0.064	0.402	0.217	0.087	N/A
8S17SM271	0.320	0.012	0.200	0.012	0.070	0.402	0.217	0.087	N/A
8S17SM301	0.320	0.012	0.200	0.012	0.077	0.402	0.217	0.087	N/A