

## VSPC 2SL 5VDC

**Weidmüller Interface GmbH & Co. KG**

Klingenbergstraße 26

D-32758 Detmold

Germany

www.weidmueller.com



Binary signal (SL – Symmetrical Load) protection includes the following signals:

- Switching signals with and without a common reference potential e.g. 5 V – 24V – 60 V
- Two-conductor systems usually involve a common reference potential of binary sensors, actuators and indicators such as limit switches, buttons, position sensors, photoelectric barriers, contactors, solenoid valves, indicator lamps, etc.
- Pluggable arrester, for interruption-free and impedance-neutral plug-in and pull-out
- Can be tested with the V-TEST testing device
- Version with floating-earth PE connection used to avoid interference currents resulting from differences in potential
- For use in compliance with the IEC 62305 and IEC 61643-22 installation standards (D1, C1, C2 and C3)
- Integrated PE foot safely discharges up to 20 kA (8/20  $\mu$ s) and 2.5 kA (10/350  $\mu$ s) to the PE
- Colour coding of the voltage levels for fast identification on the panel
- Safety function through coding elements for different voltage levels

### General ordering data

Version	Surge protection for instrumentation and control, without warning function / function indicator, $U_p(L/N-PE) < 200$ V
Order No.	<a href="#">8924210000</a>
Type	VSPC 2SL 5VDC
GTIN (EAN)	4032248695850
Qty.	1 pc(s).

## VSPC 2SL 5VDC

**Weidmüller Interface GmbH & Co. KG**

Klingenbergstraße 26

D-32758 Detmold

Germany

www.weidmueller.com

## Technical data

### Dimensions and weights

Depth	69 mm	Depth (inches)	2.717 inch
Height	90 mm	Height (inches)	3.543 inch
Width	17.8 mm	Width (inches)	0.701 inch
Net weight	42 g		

### Temperatures

Storage temperature	-40 °C...80 °C	Operating temperature	-40 °C...70 °C
Humidity	5...96 %		

### Probability of failure

SIL PAPER	SIL Paper	SIL in compliance with IEC 61508	2
MTTF	2,665 Years	SFF	79.3 %
$\lambda_{ges}$	43	PFH in $1 \cdot 10^{-9}$ per hour	8.9

### Rated data UL

Certificate No. (UL)	E311081	UL certificate	UL 497b Certificate
----------------------	---------	----------------	---------------------

### CSA protection data

Gas group C	IIB	Gas group D	IIA
Gas groups A, B	IIC	Input voltage, max. $U_i$	6.4 V
Internal capacity, max. $C_i$	2 nF	Internal inductance, max. $L_i$	0 $\mu$ H

### General data

Colour	orange	Design	Terminal, miscellaneous
Optical function display	No	Protection degree	IP20
Segment	Measurement - Monitoring - Setting	UL 94 flammability rating	V-0
Version	without warning function / function indicator	protected binary signals	2

### Insulation coordination acc. to EN 50178

Pollution severity	2	Surge voltage category	III
--------------------	---	------------------------	-----

## VSPC 2SL 5VDC

**Weidmüller Interface GmbH & Co. KG**

Klingenbergstraße 26

D-32758 Detmold

Germany

www.weidmueller.com

## Technical data

### Rated data IEC / EN

Capacitance	2.0 nF	Discharge current $I_{max}$ (8/20 $\mu$ s) GND-PE	10 kA
Discharge current $I_{max}$ (8/20 $\mu$ s) wire-PE	10 kA	Discharge current $I_{max}$ (8/20 $\mu$ s) wire-wire	10 kA
Discharge current $I_n$ (8/20 $\mu$ s) GND-PE	2.5 kA	Discharge current $I_n$ (8/20 $\mu$ s) wire-PE	2.5 kA
Discharge current $I_n$ (8/20 $\mu$ s) wire-wire	2.5 kA	Fuse	0.5 A
Lightning test current, $I_{imp}$ (10/350 $\mu$ s) GND-PE	2.5 kA	Lightning test current, $I_{imp}$ (10/350 $\mu$ s) Wire-PE	2.5 kA
Lightning test current, $I_{imp}$ (10/350 $\mu$ s) wire-wire	2.5 kA	Max. continuous voltage, $U_c$ (DC)	6.4 V
Number of poles	1	Overload - failure mode	Modus 2
Protection level $U_p$ (typ.)	< 200 V	Protection level on output side Wire-PE 1kV/ $\mu$ s, typically	12 V
Protection level on output side Wire-wire 1 kV/ $\mu$ s, typically	25 V	Protection level on output side Wire-wire 8/20 $\mu$ s, typically	25 V
Protection level, $U_p$ GND - PE	450 V	Protection level, $U_p$ wire - PE	10 V
Pulse-reset capacity	$\leq$ 20 ms	Rated current $I_N$	300 mA
Rated voltage (DC)	5 V	Requirements category acc. to IEC 61643-21	C1, C2, C3, D1
Signal transmission properties (-3 dB)	1.2 MHz	Signalling contact	No
Standards	IEC 61643-21	Surge current-carrying capacity C1	< 1 kA 8/20 $\mu$ s
Surge current-carrying capacity C2	5 kA 8/20 $\mu$ s	Surge current-carrying capacity C3	100 A 10/1000 $\mu$ s
Surge current-carrying capacity D1	2.5 kA 10/350 $\mu$ s	Voltage type	DC
Volume resistance	4.7 $\Omega$		

### Further details of approvals

GOST certificate GOST-Zertifikat

### Connection data

Type of connection Pluggable in VSPC BASE

### Ratings IECEx/ATEX/cUL

cUL certificate cUL Certificate

### Classifications

ETIM 6.0	EC000943	ETIM 7.0	EC000943
ETIM 8.0	EC000943	ECLASS 9.0	27-13-08-07
ECLASS 9.1	27-13-08-07	ECLASS 10.0	27-13-08-07
ECLASS 11.0	27-13-08-07	ECLASS 12.0	27-17-90-90

## VSPC 2SL 5VDC

Weidmüller Interface GmbH &amp; Co. KG

Klingenbergstraße 26

D-32758 Detmold

Germany

www.weidmueller.com

## Technical data

## Tender specification sheets

Long specification		Short specification
	<p>Surge protection plug for use in connection with the base element VSPC BASE 2SL for two wires with a common ground. Two-stage protection circuit in the plug consisting of coarse protection, decoupling resistors and fine protection between the signal wires and the signal ground/ground/earth. Mechanical identification of the plug to the base element according to the switching type and rated voltage. Protected plug with coding pin and counter-profile for the base element. Optical identification of the protected plug based on the type of protected switching and the voltage level. It is possible to mark the plug.</p>	<p>Surge protection plug for base element VSPC BASE 2SL, coarse and fine common mode voltage protection for two wires with a common ground. Version: 5 V DC</p>

## Environmental Product Compliance

REACH SVHC	Lead 7439-92-1
SCIP	71e97bb7-979f-4330-94c0-20c629bb05e3

## Important note

Product information	Mode 2: State where the voltage-limiting part of the SPD was short-circuited due to a very low impedance within the SPD. The line is inoperable, but the measuring equipment is still protected by means of a short-circuit.
---------------------	--

## Approvals

Approvals



ROHS	Conform
UL File Number Search	UL Website
Certificate No. (UL)	E311081

## Downloads

Approval/Certificate/Document of Conformity	<a href="#">SIL Paper</a> <a href="#">EU_Konformitätserklärung / EU_Declaration_of_Conformity</a>
Engineering Data	<a href="#">CAD data – STEP</a>
Engineering Data	<a href="#">WSCAD</a>
User Documentation	<a href="#">Beipackzettel / Instruction sheet</a>
Catalogues	<a href="#">Catalogues in PDF-format</a>
Brochures	

Creation date January 3, 2023 11:13:41 AM CET

Catalogue status 16.12.2022 / We reserve the right to make technical changes.

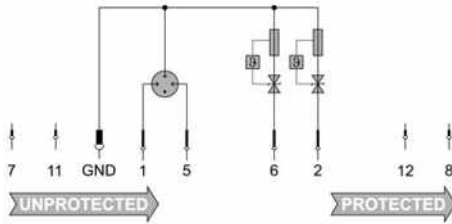
**VSPC 2SL 5VDC**

**Weidmüller Interface GmbH & Co. KG**  
 Klingenbergstraße 26  
 D-32758 Detmold  
 Germany

www.weidmueller.com

**Drawings**

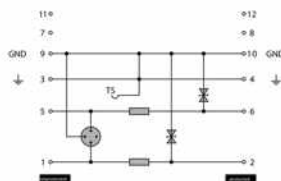
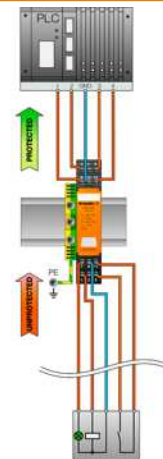
**Electric symbol**



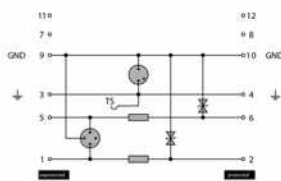
Circuit diagram

Category	Testing pulse	Surge voltage	Surge current	Pulse	Type
C1	Quick-rising edge	0.5 - 2 kV 1.2/50 µs	0.25 - 1 kA mit 8/20 µs	300	Surge voltage arrester
C2	Quick-rising edge	2 - 10 kV 1.2/50 µs	1 - 5 kA mit 8/20 µs	10	Surge voltage arrester
C3	Quick-rising edge	≥ 1 kV with 1 kV/µs	10 - 100 A mit 10/10000 µs	300	Surge voltage arrester
D1	High power	≥ 1 kV	0.5 - 2.5 kA mit 10/350 µs	2	Arrester for lightning current and surge voltages

Discharge capacity



Komplettmodul direkte Erdung



Komplettmodul indirekte Erdung

Komplettmodul