

881545-5 ✓ ACTIVE

AMPMODU | Modu Connector System

TE Internal #: 881545-5

Modu Connector System, Board-to-Board Jumpers & Shunts,  
Novo, Open Top, Board-to-Board, 2 Position, 2.54mm [.1in]  
Centerline, Printed Circuit Board

[View on TE.com >](#)



Connectors > PCB Connectors > Board-to-Board Connectors > Board-to-Board Jumpers & Shunts



Shunt Type: **Novo**

Shunt Style: **Open Top**

Connector System: **Board-to-Board**

Number of Positions: **2**

Centerline (Pitch): **2.54 mm [.1 in]**

## Features

### Product Type Features

Connector System	Board-to-Board
Sealable	No
Connector & Contact Terminates To	Printed Circuit Board

### Configuration Features

Number of Positions	2
---------------------	---

### Electrical Characteristics

Termination Resistance	15 mΩ
------------------------	-------

### Body Features

Handle	With
--------	------

### Contact Features

Contact Mating Area Plating Material Thickness	.381 μm[15 μin]
Contact Mating Area Plating Material	Gold
Contact Base Material	Phosphor Bronze
Shunt Type	Novo
Shunt Style	Open Top
Contact Current Rating (Max)	3 A

### Mechanical Attachment

Connector Mounting Type	Board Mount
-------------------------	-------------



### Housing Features

Housing Material	Thermoplastic
Housing Color	Natural
Centerline (Pitch)	2.54 mm [.1 in]

### Dimensions

Product Height	10.9 mm [.429 in]
----------------	-------------------

### Usage Conditions

Operating Temperature Range	-65 – 105 °C [-85 – 221 °F]
-----------------------------	-----------------------------

### Operation/Application

Circuit Application	Signal
---------------------	--------

### Industry Standards

UL Flammability Rating	UL 94V-0
------------------------	----------

### Packaging Features

Jumper & Shunt Packaging	Loose Piece
Packaging Quantity	14000
Packaging Method	Bag

### Product Compliance

[For compliance documentation, visit the product page on TE.com>](#)

EU RoHS Directive 2011/65/EU	Compliant
EU ELV Directive 2000/53/EC	Compliant
China RoHS 2 Directive MIIT Order No 32, 2016	No Restricted Materials Above Threshold
EU REACH Regulation (EC) No. 1907/2006	Current ECHA Candidate List: JUN 2020 (209) Candidate List Declared Against: JAN 2020 (205) Does not contain REACH SVHC
Halogen Content	Low Halogen - Br, Cl, F, I < 900 ppm per homogenous material. Also BFR/CFR/PVC Free
Solder Process Capability	Not reviewed for solder process capability

#### Product Compliance Disclaimer

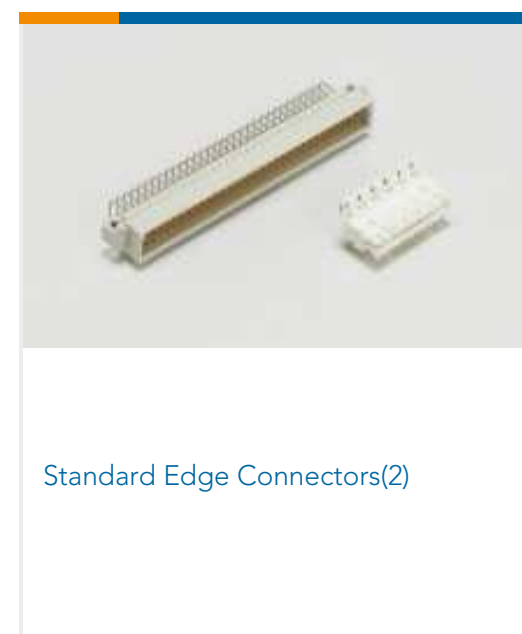

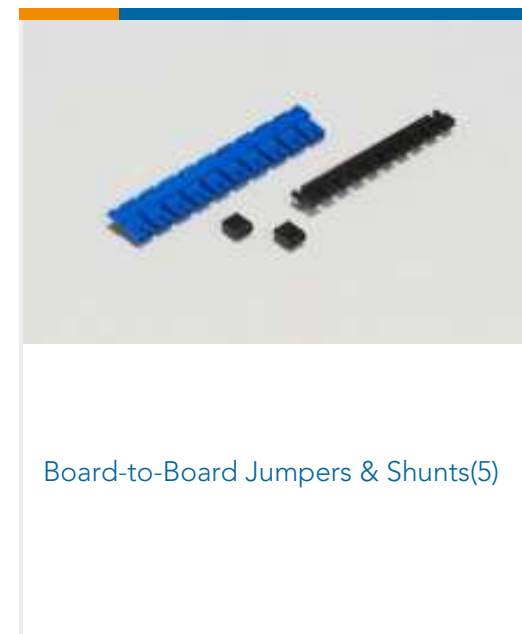


This information is provided based on reasonable inquiry of our suppliers and represents our current actual knowledge based on the information they provided. This information is subject to change. The part numbers that TE has identified as

EU RoHS compliant have a maximum concentration of 0.1% by weight in homogenous materials for lead, hexavalent chromium, mercury, PBB, PBDE, DBP, BBP, DEHP, DIBP, and 0.01% for cadmium, or qualify for an exemption to these limits as defined in the Annexes of Directive 2011/65/EU (RoHS2). Finished electrical and electronic equipment products will be CE marked as required by Directive 2011/65/EU. Components may not be CE marked. Additionally, the part numbers that TE has identified as EU ELV compliant have a maximum concentration of 0.1% by weight in homogenous materials for lead, hexavalent chromium, and mercury, and 0.01% for cadmium, or qualify for an exemption to these limits as defined in the Annexes of Directive 2000/53/EC (ELV). Regarding the REACH Regulation, the information TE provides on SVHC in articles for this part number is based on the latest European Chemicals Agency (ECHA) 'Guidance on requirements for substances in articles' posted at this URL: <https://echa.europa.eu/guidance-documents/guidance-on-reach>



## Compatible Parts



## Also in the Series | Modu Connector System



## Customers Also Bought



## Documents

### Product Drawings

#### AMP SHUNT ASS'Y

English

### CAD Files

#### 3D PDF

English

#### Customer View Model

[ENG\\_CVM\\_881545-5\\_K.2d\\_dxf.zip](#)

English

#### Customer View Model

[ENG\\_CVM\\_881545-5\\_K.3d\\_igs.zip](#)

English

#### Customer View Model

[ENG\\_CVM\\_881545-5\\_K.3d\\_stp.zip](#)

English

By downloading the CAD file I accept and agree to the [Terms and Conditions](#) of use.

## Product Environmental Compliance



### TE Material Declaration

English

---

### Agency Approvals

[Agency Approval Document](#)

English