

**BT-SERIES
TIMER BTR-Z**

Weidmüller Interface GmbH & Co. KG
 Klingenbergstraße 26
 D-32758 Detmold
 Germany
 Fon: +49 5231 14-0
 Fax: +49 5231 14-292083
 www.weidmueller.com

Product image


The BTR installation relay is a timing relay with an adjustable pickup delay.
 After connecting the power supply, the set time T begins.
 The timing relay is built into an Insta enclosure just 17.5 mm wide.
 The relay contact is designed as a changeover contact with 250 V/5 A switching capacity.

General ordering data

Delivery status	This article will no longer be available in the future.
Available until	2021-12-31
Type	TIMER BTR-Z
Order No.	8647730000
Version	BT-SERIES, On-delay timing relay, Number of contacts: 1, CO contact, AgNi 90/10, Rated control voltage: 24...230 V AC, 24...48 V DC, Continuous current: 5 A, Tension-clamp connection
GTIN (EAN)	4032248308934
Qty.	10 pc(s).

Creation date April 28, 2020 11:53:35 AM CEST

**BT-SERIES
TIMER BTR-Z**

Weidmüller Interface GmbH & Co. KG
 Klingenbergstraße 26
 D-32758 Detmold
 Germany
 Fon: +49 5231 14-0
 Fax: +49 5231 14-292083
 www.weidmueller.com

Technical data
Dimensions and weights

Width	17.5 mm	Width (inches)	0.689 inch
Height	80 mm	Height (inches)	3.15 inch
Depth	74 mm	Depth (inches)	2.913 inch
Net weight	70.9 g		

Temperatures

Humidity	35...85 % rel. humidity, no condensation	Operating temperature, max.	55 °C
Operating temperature, min.	-10 °C	Storage temperature, max.	65 °C
Storage temperature, min.	-25 °C	Operating temperature	-10 °C...55 °C
Storage temperature	-25 °C...65 °C		

Environmental Product Compliance

REACH SVHC	Lead 7439-92-1
------------	----------------

Rated data UL

Certificate No. (UR)	E223474
----------------------	---------

Input

Rated control voltage	24...48 V DC + 10 % / - 15 % / 24...230 V AC + 10 % / - 15 %	Power rating	≤ 0.4 VA, 1.6 W
Pull-in/drop-out voltage, typ.	20.4 V / 2.4 V AC 20.4 V / 2.4 V DC	Status indicator	LED green: supply voltage, LED orange: relay output on
Repeat accuracy	± 1 %	Setting tolerance	10 %
Min. pulse duration	50 ms	Time ranges	0.1 s - 1.2 s, 1 s - 12 s, 0.1 min - 1.2 min, 1 min - 12 min, 0.1 h - 1.2 h, 1 h - 12 h, 10 h - 120 h
Max. reset time after voltage interruption	100 ms		

Output

Rated switching voltage	250 V AC	Max. switching voltage, AC	250 V
Continuous current	5 A	AC switching capacity (resistive), max.	2500 VA
DC switching capacity (resistive), max.	120 W @ 24 V		

Contact data

Contact type	1 CO contact (AgNi 90/10)	Electrical service life, DC coil	10 ⁵ switching cycles (5A at 250 Vac, ohm load at 1800/h)
Contact resistance	100 MΩ min., at 500 V DC	Mechanical service life	10 ⁷ switching cycles (no load, 1800/h)

General data

Rail	TS 35	Test button	No
Mechanical switch position indicator	No	Colour	beige
UL 94 flammability rating	V-2		

Creation date April 23, 2020 11:53:35 AM CEST

Catalogue status 17.04.2020 / We reserve the right to make technical changes.

BT-SERIES TIMER BTR-Z

Weidmüller Interface GmbH & Co. KG
 Klingenbergstraße 26
 D-32758 Detmold
 Germany
 Fon: +49 5231 14-0
 Fax: +49 5231 14-292083
 www.weidmueller.com

Technical data

Insulation coordination

Protection degree	IP20	Dielectric strength, Input/Output	2 kV _{eff} / 1 min
-------------------	------	-----------------------------------	-----------------------------

Further details of approvals / standards

Standards	UL508	Certificate No. (CSA)	219713
Certificate No. (UR)	E223474		

Connection data

Wire connection method	Tension-clamp connection	Stripping length, rated connection	7 mm
Clamping range, rated connection	1.5 mm ²	Clamping range, min.	0.2 mm ²
Clamping range, max.	1.5 mm ²	Wire connection cross section AWG, min.	AWG 24
Wire connection cross section AWG, max.	AWG 16	Wire cross-section, solid, min.	0.2 mm ²
Wire cross-section, solid, max.	1.5 mm ²	Wire connection cross-section, finely stranded, min.	0.2 mm ²
Wire connection cross section, finely stranded, max.	1.5 mm ²	Wire connection cross-section, finely stranded with wire-end ferrules DIN 46228/4, min.	0.2 mm ²
Wire connection cross-section, finely stranded with wire-end ferrules DIN 46228/4, max.	0.5 mm ²	Conductor cross-section, flexible, AEH (DIN 46228-1), min.	0.2 mm ²
Conductor cross-section, flexible, AEH (DIN 46228-1), max.	0.5 mm ²	Blade size	0.4 x 2.5 mm

Classifications

ETIM 6.0	EC001439	ETIM 7.0	EC001439
eClass 9.0	27-37-16-05	eClass 9.1	27-37-16-05
eClass 10.0	27-37-16-05	UNSPSC	30-21-19-17

Approvals

Approvals



ROHS Conform

Downloads

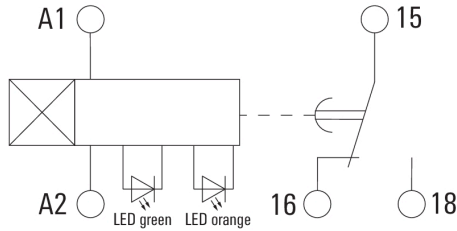
Approval/Certificate/Document of Conformity	EU Konformitätserklärung / EU Declaration of Conformity
Brochure/Catalogue	CAT 4.2 ELECTR 18/19 EN
Engineering Data	EPLAN, WSCAD
Engineering Data	STEP
User Documentation	Time functions BTR-Timer

**BT-SERIES
TIMER BTR-Z**

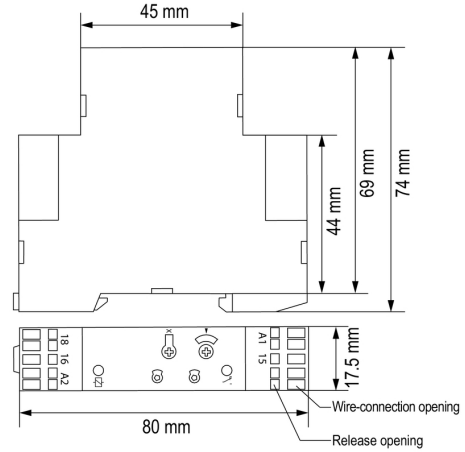
Weidmüller Interface GmbH & Co. KG
 Klingenbergstraße 26
 D-32758 Detmold
 Germany
 Fon: +49 5231 14-0
 Fax: +49 5231 14-292083
 www.weidmueller.com

Drawings

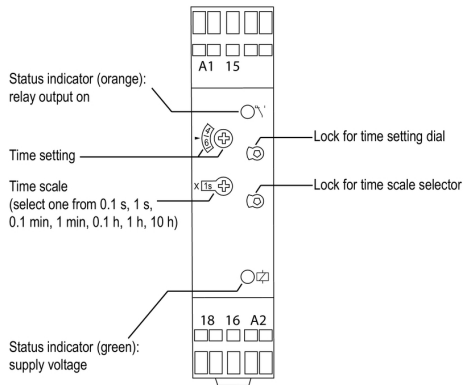
Wiring diagram



Dimensional drawing

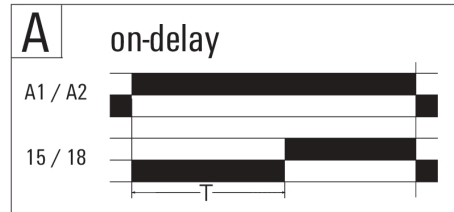


Dimensional drawing



Detailed drawing

Graph



Time functions