

**BT-SERIES
TIMER BTMF-Z**

Weidmüller Interface GmbH & Co. KG
 Klingenbergstraße 26
 D-32758 Detmold
 Germany
 Fon: +49 5231 14-0
 Fax: +49 5231 14-292083
 www.weidmueller.com

Product image


The BTMF timing relay has 5 different timing functions. These are set via a rotary switch on the front. The delay and pulse times are selectable between 0.1sec. and 1 hour.

The timing relay is built into an Insta enclosure just 17.5 mm wide.

On the output side there is a relay contact with a switching capacity of 250 V/ 5 A.

General ordering data

Type	TIMER BTMF-Z
Order No.	8647690000
Version	BT-SERIES, Multifunction timing relay, Number of contacts: 1, CO contact, AgNi 90/10, Rated control voltage: 24...230 V AC, 24...48 V DC, Continuous current: 5 A, Tension-clamp connection
GTIN (EAN)	4032248308897
Qty.	10 pc(s).

**BT-SERIES
TIMER BTMF-Z**

Weidmüller Interface GmbH & Co. KG
 Klingenbergstraße 26
 D-32758 Detmold
 Germany
 Fon: +49 5231 14-0
 Fax: +49 5231 14-292083
 www.weidmueller.com

Technical data**Dimensions and weights**

Width	17.5 mm	Width (inches)	0.689 inch
Height	80 mm	Height (inches)	3.15 inch
Depth	74 mm	Depth (inches)	2.913 inch
Net weight	71.9 g		

Temperatures

Humidity	35...85 % rel. humidity, no condensation	Operating temperature, max.	55 °C
Operating temperature, min.	-10 °C	Storage temperature, max.	65 °C
Storage temperature, min.	-25 °C	Operating temperature	-10 °C...55 °C
Storage temperature	-25 °C...65 °C		

Environmental Product Compliance

REACH SVHC	Lead 7439-92-1
------------	----------------

Rated data UL

Certificate No. (UR)	E223474
----------------------	---------

Input

Rated control voltage	24...48 V DC + 10 % / - 15 % / 24...230 V AC + 10 % / - 15 %	Power rating	≤ 0.4 VA, 1.6 W
Pull-in/drop-out voltage, typ.	20.4 V / 2.4 V AC 20.4 V / 2.4 V DC	Status indicator	LED green: supply voltage, LED orange: relay output on
Repeat accuracy	± 1 %	Setting tolerance	10 %
Min. pulse duration	50 ms	Time ranges	0.1 s - 1.2 s, 1 s - 12 s, 0.1 min - 1.2 min, 1 min - 12 min, 0.1 h - 1.2 h, 1 h - 12 h, 10 h - 120 h
Max. reset time after voltage interruption	100 ms		

Output

Rated switching voltage	250 V AC	Max. switching voltage, AC	250 V
Continuous current	5 A	AC switching capacity (resistive), max.	2500 VA
DC switching capacity (resistive), max.	120 W @ 24 V		

Contact data

Contact type	1 CO contact (AgNi 90/10)	Electrical service life, DC coil	10 ⁵ switching cycles (5A at 250 Vac, ohm load at 1800/h)
Contact resistance	100 MΩ min., at 500 V DC	Mechanical service life	10 ⁷ switching cycles (no load, 1800/h)

General data

Rail	TS 35	Test button	No
Mechanical switch position indicator	No	Colour	beige
UL 94 flammability rating	V-2		

BT-SERIES TIMER BTMF-Z

Weidmüller Interface GmbH & Co. KG
 Klingenbergstraße 26
 D-32758 Detmold
 Germany
 Fon: +49 5231 14-0
 Fax: +49 5231 14-292083
 www.weidmueller.com

Technical data

Insulation coordination

Protection degree	IP20	Dielectric strength, Input/Output	2 kV _{eff} / 1 min
-------------------	------	-----------------------------------	-----------------------------

Further details of approvals / standards

Standards	UL508	Certificate No. (CSA)	219713
Certificate No. (UR)	E223474		

Connection data

Wire connection method	Tension-clamp connection	Stripping length, rated connection	7 mm
Clamping range, rated connection	1.5 mm ²	Clamping range, min.	0.2 mm ²
Clamping range, max.	1.5 mm ²	Wire connection cross section AWG, min.	AWG 24
Wire connection cross section AWG, max.	AWG 16	Wire cross-section, solid, min.	0.2 mm ²
Wire cross-section, solid, max.	1.5 mm ²	Wire connection cross-section, finely stranded, min.	0.2 mm ²
Wire connection cross section, finely stranded, max.	1.5 mm ²	Wire connection cross-section, finely stranded with wire-end ferrules DIN 46228/4, min.	0.2 mm ²
Wire connection cross-section, finely stranded with wire-end ferrules DIN 46228/4, max.	0.5 mm ²	Conductor cross-section, flexible, AEH (DIN 46228-1), min.	0.2 mm ²
Conductor cross-section, flexible, AEH (DIN 46228-1), max.	0.5 mm ²	Blade size	0.4 x 2.5 mm

Classifications

ETIM 6.0	EC001439	ETIM 7.0	EC001439
eClass 9.0	27-37-16-05	eClass 9.1	27-37-16-05
eClass 10.0	27-37-16-05	UNSPSC	30-21-19-17

Approvals

Approvals



ROHS Conform

Downloads

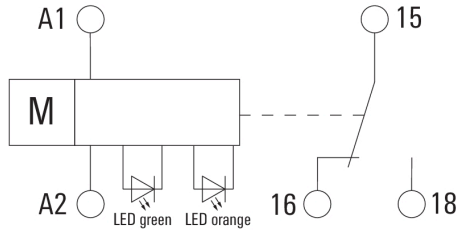
Approval/Certificate/Document of Conformity	EU Konformitätserklärung / EU Declaration of Conformity
Brochure/Catalogue	CAT 4.2 ELECTR 18/19 EN
Engineering Data	EPLAN, WSCAD
Engineering Data	STEP
User Documentation	Time functions BTMF-Timer

**BT-SERIES
TIMER BTMF-Z**

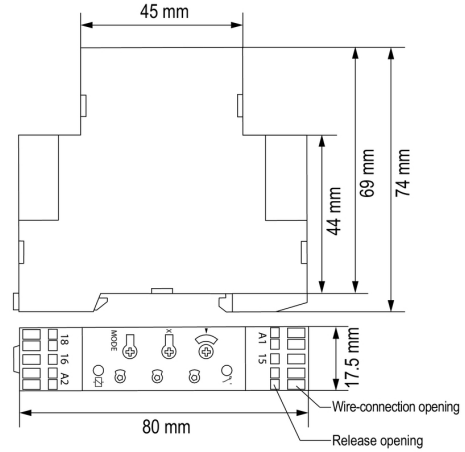
Weidmüller Interface GmbH & Co. KG
 Klingenbergstraße 26
 D-32758 Detmold
 Germany
 Fon: +49 5231 14-0
 Fax: +49 5231 14-292083
 www.weidmueller.com

Drawings

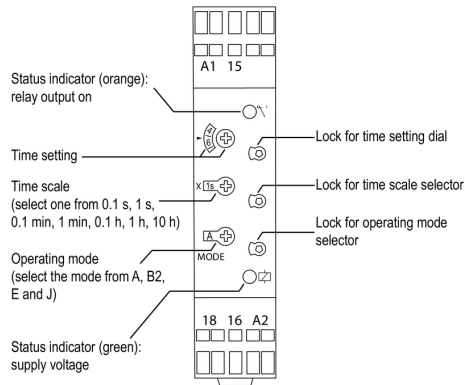
Wiring diagram



Dimensional drawing



Dimensional drawing



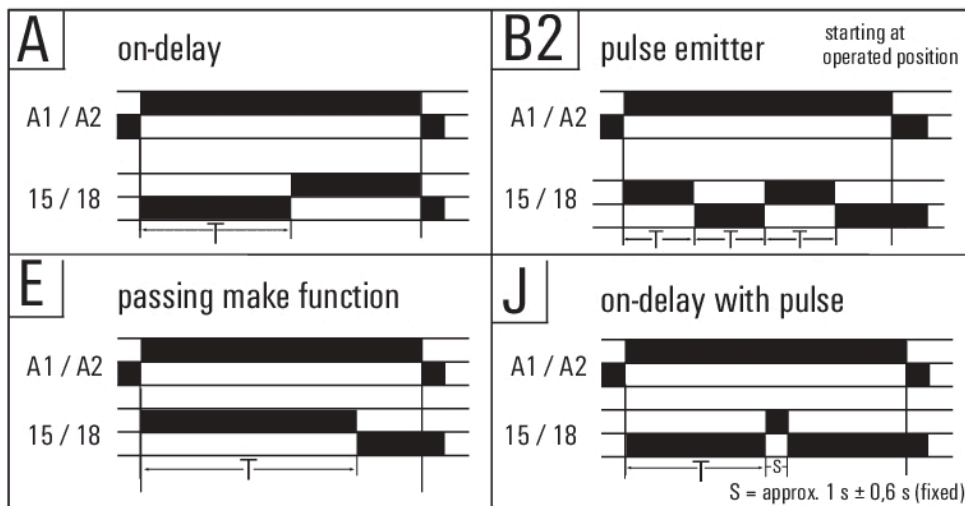
Detailed drawing

**BT-SERIES
TIMER BTMF-Z**

Weidmüller Interface GmbH & Co. KG
 Klingenbergstraße 26
 D-32758 Detmold
 Germany
 Fon: +49 5231 14-0
 Fax: +49 5231 14-292083
 www.weidmueller.com

Drawings

Graph



Time functions