

Data Sheet | Item Number: 859-791

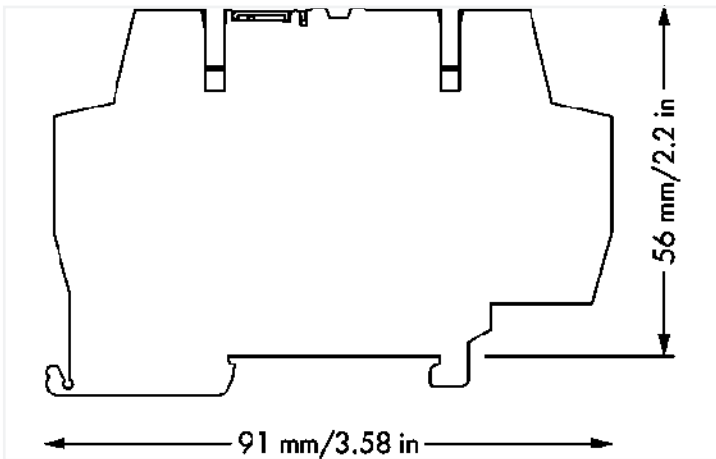
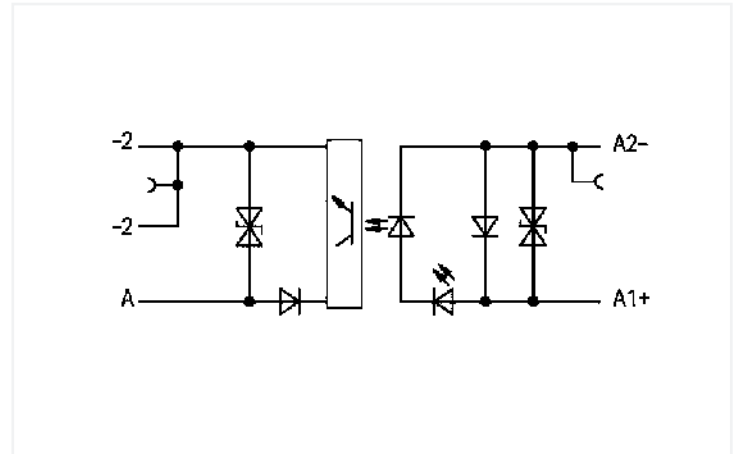
Optocoupler module; Nominal input voltage: 24 VDC; Output voltage range: 20 ... 60 VDC; Limiting continuous current: 0.1 A; 2-wire connection; Railway; Module width: 6 mm; gray



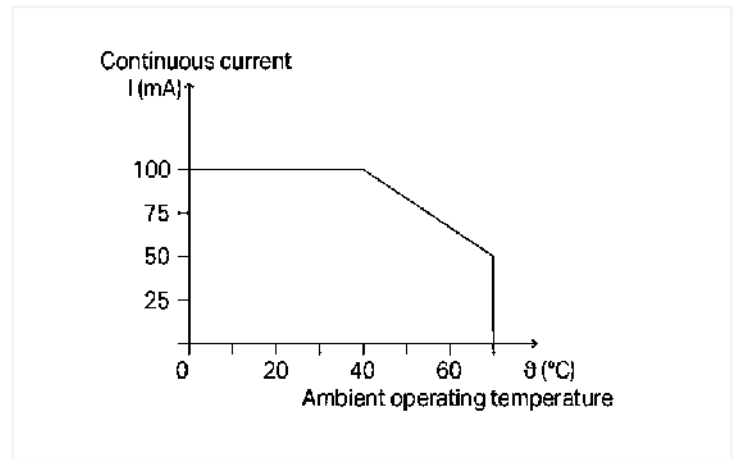
<https://www.wago.com/859-791>



Color: ■ gray



Dimensions in mm



Current-carrying capacity curve

Notes

Note

Optocouplers and solid state relays are designed for use in signal processing networks, which are not supplied by the low-voltage power supply networks.

Technical data

Control circuit

Nominal input voltage U_N	DC 24 V
Input voltage range	DC 16.8 ... 30 V
Input voltage range (low level)	DC 0 ... 5 V
Input voltage range (high level)	DC 16 ... 30 V
Nominal input current at U_N	5 mA
Input current range	2 ... 7 mA

Load circuit

Circuit type	2-wire connection
Limiting continuous current	0.2 A
Nominal output voltage	DC 24 V
Output voltage range	DC 3 ... 60 V
Voltage drop	≤ 1.5 VDC
Leakage current at rated voltage	≤ 10 μ A
Turn-on time	≤ 30 μ s
Turn-off time	≤ 50 μ s
Rise time (t_{10-90})	19 μ s
Drop-out time (t_{90-10})	35 μ s
Switching frequency	≤ 4 kHz

Signaling

Status indicator	Red LED
------------------	---------

Safety and protection

Rated voltage	300 V
Overvoltage category	II
Pollution degree	2
Dielectric strength (control/load circuit) (AC, 1 min)	2.5 kVrms
Insulation type (control/load circuit)	Basic insulation
Insulation type (between adjacent devices of the same type)	Reinforced insulation (safe isolation)
Insulation type (to adjacent devices of different types)	Basic insulation
Protection type	IP20; in connected state or when using 859-525 end plate

Connection data

Connection technology	CAGE CLAMP®
Solid conductor	0.2 ... 2.5 mm ² / 24 ... 14 AWG
Fine-stranded conductor	0.14 ... 2.5 mm ² / 26 ... 14 AWG
Fine-stranded conductor; with insulated ferrule	0.14 ... 1.5 mm ² / 26 ... 16 AWG
Strip length	5 ... 6 mm / 0.2 ... 0.24 inches

Physical data

Width	6 mm / 0.236 inches
Height	91 mm / 3.583 inches
Depth from upper-edge of DIN-rail	56 mm / 2.205 inches

Mechanical data

Mounting type	DIN-35 rail
Mounting position	horizontal (standing/lying); vertical

Material data

Color	gray
Fire load	0.338 MJ
Weight	18.7 g

Environmental requirements

Ambient temperature (operation at U _N)	-40 ... +70 °C
Ambient temperature UL (operation at U _N)	-40 ... +40 °C
Ambient temperature (storage)	-40 ... +85 °C
Processing temperature	-25 ... +50 °C
Temperature range of connection cable	≥ (T _{ambient} + 20 K)
Relative humidity	5 ... 95 % (no condensation permissible)
Operating altitude (max.)	2000 m

Standards and specifications

Standards/specifications	EN 61010-2-201 EN 61000-6-2 EN 61000-6-3 EN 50121-3-2 UL 508 ATEX
--------------------------	--

Commercial data

Product Group	6 (INTERFACE ELECTRONIC)
eCl@ss 10.0	27-26-15-03
eCl@ss 9.0	27-26-15-03
ETIM 8.0	EC001504
ETIM 7.0	EC001504
PU (SPU)	10 pcs
Packaging type	Box
Country of origin	DE
GTIN	4055143606240
Customs tariff number	85365005000